

5982/12.02.2016


BILANT
 31.12.2015

Directorat Generală a Finanțelor Publice
 a Jud. Alba
 Secretariatul General de Trezorerie și Contab. Publică
 INTRARE
 IESIRE Nr. 166-523239
 Zi 17 FEB. 2016 An _____
 pag.: 1 - lei -

| COD | DENUMIRE INDICATORI | SOLD LA INCEPUTUL PERIOADEI | SOLD LA SFARSITUL PERIOADEI |
|-------|--|-----------------------------|-----------------------------|
| 0 | TOTAL JUDET | 2014 | 2015 |
| 01003 | 1.Active fixe necorporale (ct.2030000+2050000+2060000+2080100+2080200+2330000-2800300-2800500-2800800-2900400-2900500-2900800-2930100*) | 304.877 | 3.134.741 |
| 01004 | 2.Instalatii tehnice, mijloace de transport, animale, plantatii, mobilier, aparatura birotica si alte active corporale (ct.2130100+2130200+2130300+2130400+2140000+2310000-2810300-2810400-2910300-2910400-2930200*) | 5.227.137 | 7.236.163 |
| 01005 | 3.Terenuri si cladiri (ct.2110100+2110200+2120000+2310000-2810100-2810200-2910100-2910200-2930200) | 426.108.120 | 438.349.923 |
| 01007 | 5.Active financiare necurente (investitii pe termen lung) peste un an (ct.2600100+2600200+2600300+2650000+2670201+2670202+2670203+2670204+2670205+2670208-2960101-2960102-2960103-2960200), din care: | 136.254 | 136.254 |
| 01008 | Titluri de participare (ct.2600100+2600200+2600300-2960101-2960102-2960103) | 136.254 | 136.254 |
| 01009 | 6.Creante necurente - sume ce urmeaza a fi incasate dupa o perioada mai mare de un an (ct.4110201+4110208+4130200+4280202+4610201+4610209-4910200-4960200) din care: | | 7.176 |
| 01010 | Creante comerciale necurente - sume ce urmeaza a fi incasate dupa o perioada mai mare de un an (ct.4110201+4110208+4130200+4610201-4910200-4960200) | | 7.176 |
| 01015 | 7.TOTAL ACTIVE NECURENTE (rd.03+04+05+06+07+09) | 431.776.388 | 448.864.257 |
| 01019 | 1.Stocuri (ct.3010000+3020100+3020200+3020300+3020400+3020500+3020600+3020700+3020800+3020900+3030100+3030200+3040100+3040200+3050100+3050200+3070000+3090000+3310000+3320000+3410000+3450000+3460000+3470000+3490000+3510100+3510200+3540100+3540500+3540600+3560000+3570000+3580000+3590000+3610000+3710000+3810000+/-3480000+/-3780000-3910000-3920100+3920200-3930000-3940100-3940500-3940600-3950100-3950200-3950300-3950400-3950600-3950700-3950800-3960000-3970000-3980000) | 7.003.222 | 7.356.809 |
| 01021 | Creante din operatiuni comerciale, avansuri si alte decontari (ct.2320000+2340000+4090101+4090102+4110101+4110108+4130100+4180000+4250000+4280102+4610101+4610109+4730109**+4810101+4810102+4810103+4810200+4810300+4810900+4820000+4830000+4890000-4910100-4960100+5120800) din care: | 1.282.601 | 5.038.611 |
| 01022 | Creante comerciale si avansuri (ct.2320000+2340000+4090101+4090102+4110101+4110108+4130100+4180000+4610101-4910100-4960100),din care: | 1.049.783 | 2.076.055 |
| 01023 | Creante bugetare (ct.4310100**+4310200**+4310300**+4310400**+4310500**+4310700**+4370100**+4370200**+4370300**+4420400+4420800**+4440000**+4460000**+4480200+4610102+4630000+4640000+4650100+4650200+4660401+4660402+4660500+4660900+4810101**+4810102**+4810103**+4810900**+4820000**+4970000), din care: | 24.216.139 | 28.133.921 |
| 01024 | Creantele bugetului general consolidat (ct.4630000+4640000+4650100+4650200+4660401+4660402+4660500+4660900-4970000) | 22.675.473 | 28.133.921 |
| 01025 | Creante din operatiuni cu fonduri externe nerambursabile si fonduri de | | |

VERIFICAT NR. 3
 02 An 2016
 M

| COD | DENUMIRE INDICATORI | SOLD LA INCEPUTUL PERIOADEI | SOLD LA SFARSITUL PERIOADEI |
|--------|---|-----------------------------|-----------------------------|
| | la buget (ct.4500100+4500300+4500501+4500502+4500503+4500504+4500505+4500700+4510100+4510300+4510500+4530100+4540100+4540301+4540302+4540501+4540502+4540503+4540504+4550100+4550301+4550302+4550303+4560100+4560303+4560309+4570100+4570201+4570202+4570203+4570205+4570206+4570209+4570301+4570302+4570309+4580100+4580301+4580302+4610103+4730103***+4740000+4760000), din care: | | |
| 01030 | Total creante curente (rd.21+23+25+27) | | 194.782 |
| 01033 | Conturi la trezorerie, casa in lei. (ct.5100000+5120101+5120501+5130101+5130301+5130302+5140101+5140301+5140302+5150101+5150103+5150301+5150500+5150600+5160101+5160301+5160302+5170101+5170301+5170302+5200100+5210100+5210300+5230000+5250101+5250102+5250301+5250302+5250400+5260000+5270000+5280000+5290101+5290201+5290301+5290400+5290901+5310101+5500101+5520000+5550101+5550400+5570101+5580101+5580201+5590101+5600101+5600300+5600401+5610100+5610300+5620101+5620300+5620401+5710100+5710300+5710400+5740101+5740102+5740301+5740302+5740400+5750100+5750300+5750400-7700000) | 25.498.740 | 33.367.314 |
| 010331 | Dobanda de incasat,alte valori,avansuri de trezorerie (ct.5180701+5320100+5320200+5320300+5320400+5320500+5320600+5320800+5420100) | 10.372.109 | 10.994.685 |
| 01035 | Conturi la institutii de credit, BNR, casa in valuta (ct.5110101+5110102+5120102+5120402+5120502+5130102+5130202+5140102+5140202+5150102+5150202+5150302+5160102+5160202+5170102+5170202+5290102+5290202+5290302+5290902+5310402+5410102+5410202+5500102+5550102+5550202+5570202+5580102+5580202+5580302+5580303+5590102+5590202+5600102+5600103+5600402+5620102+5620103+5620402) | 42.802 | 23.234 |
| 01040 | Total disponibilitati si alte valori (rd.33+33.1+35+35.1) | 89.696 | 88.459 |
| 01042 | 6.Cheltuieli in avans (ct.4710000) | 10.504.607 | 11.106.378 |
| 01045 | 7.TOTAL ACTIVE CURENTE (rd.19+30+31+40+41+41.1+42) | 13.327 | 9.980 |
| 01046 | 8.TOTAL ACTIVE (rd.15+45) | 43.019.896 | 51.840.481 |
| 01052 | 1.Sume necurente - sume ce urmeaza a fi platite dupa o perioada mai mare de un an (ct.2690200+4010200+4030200+4040200+4050200+4280201+4620201+4620209+5090000), din care: | 474.796.284 | 500.704.738 |
| 01054 | 2.Imprumuturi pe termen lung (ct.1610200+1620200+1630200+1640200+1650200+1660201+1660202+1660203+1660204+1670201+1670202+1670203+1670208+1670209-1690200) | 1.000 | 1.447 |
| 01055 | 3.Provizioane (ct.1510201+1510202+1510203+1510204+1510208) | 18.726.294 | 16.414.071 |
| 01058 | TOTAL DATORII NECURENTE (rd.52+54+55) | 3.690.089 | 2.345.113 |
| 01060 | 1.Datorii comerciale, avansuri si alte decontari (ct.2690100+4010100+4030100+4040100+4050100+4080000+4190000+4620101+4620109+4730109+4810101+4810102+4810103+4810200+4810300+4810900+4820000+4830000+4890000+5090000+5120800), din care: | 22.417.383 | 18.760.631 |
| 010601 | Decontari privind incheiere executiei bugetului de stat din anul curent | 3.422.928 | 4.547.129 |



| COD | DENUMIRE INDICATORI | SOLD LA INCEPUTUL PERIOADEI | SOLD LA SFARSITUL PERIOADEI |
|--------|---|-----------------------------|-----------------------------|
| 01061 | (ct.4890000) Datorii comerciale si avansuri (ct.4010100+4030100+4040100+4050100+4080000+4190000+4620101), din care: | | 1.222.745 |
| 01062 | 2.Datorii catre bugete (ct.4310100+4310200+4310300+4310400+4310500+4310700+4370100+4370200+4370300+4400000+4410000+4420300+4420800+4440000+4460000+4480100+4550501+4550502+4550503+4620109+4670100+4670200+4670300+4670400+4670500+4670900+4730109+4810900+4820000),din care: | 607.992 | 1.228.075 |
| 010631 | Contributii sociale (ct.4310100+4310200+4310300+4310400+4310500+4310700+4370100+4370200+4370300) | 2.126.668 | 2.405.074 |
| 01065 | 3.Datorii din operatiuni cu Fonduri externe nerambursabile si fonduri de la buget,alte datorii catre alte organisme internationale (ct.4500200+4500400+4500600+4510200+4510401+4540402+4540409+4510601+4510602+4510603+4510605+4510606+4510609+4520100+4520200+4530200+4540200+4540401+4540402+4540601+4540602+4540603+4550200+4550401+4550402+4550403+4550404+4560400+4580401+4580402+4580501+4580502+4590000+4620103+4730103+4760000) | 733.763 | 915.251 |
| 01072 | 6.Salariile angajatilor (ct.4210000+4230000+4260000+4270100+4270300+4280101) | | 760.859 |
| 01073 | 7.Alte drepturi cuvenite altor categorii de persoane (pensii, indemnizatii de somaj, burse) (ct.4220100+4220200+4240000+4260000+4270200+4270300+4290000+4380000), din care: | 1.445.321 | 1.935.431 |
| 01074 | 8.Venituri in avans (ct.4720000) | 400 | |
| 01075 | 9.Provizioane (ct.1510101+1510102+1510103+1510104+1510108) | 823.073 | 1.152.128 |
| 01078 | 10.TOTAL DATORII CURENTE (rd.60+62+65+70+71+72+73+74+75) | 40.410 | 4.096 |
| 01079 | 11.TOTAL DATORII (rd.58+78) | 7.858.800 | 10.804.717 |
| 01080 | 12.ACTIVE NETE = TOTAL ACTIVE - TOTAL DATORII = CAPITALURI PROPRII (rd.80=rd.46-79=rd.90) | 30.276.183 | 29.565.348 |
| 01084 | 1.Rezerve, fonduri (ct.1000000+1010000+1020101+1020102+1030000+1040101+1040102+1050100+1050200+1050300+1050400+1050500+1060000+1320000+1330000+1390100) | 444.520.101 | 471.139.390 |
| 01085 | 2.Rezultatul reportat (ct.1170000-sold creditor) | 413.822.746 | 432.704.665 |
| 01087 | 4.Rezultatul patrimonial al exercitiului (ct.1210000-sold creditor) | 8.709.555 | 31.354.476 |
| 01090 | 6.TOTAL CAPITALURI PROPRII (rd.84+85-86+87-88) | 21.987.800 | 7.080.249 |
| | | 444.520.101 | 471.139.390 |

Conducatorul institutiei

ADRIAN ALEXANDRU DANCIU

Acut

SEF BCF


CATA JINOMA

cdv

Conducatorul compartimentului
financiar- contabil

CARMEN LUTINA TORA

IMOCRIU
Carmen



CONTUL DE REZULTAT PATRIMONIAL


31.12.2015

pag.: 1 - lei -

| COD | DENUMIRE INDICATORI | An precedent | An curent |
|-------|---|--------------|------------|
| 0 | TOTAL JUDET | | |
| 02002 | 1.Venituri din impozite, taxe, contributii de asigurari si alte venituri ale bugetelor (ct.7300100+7300200+7310100+7310200+7320100+7330000+7340000+7350100+ + 7350200+7350300+7350400+7350500+7350600+7360100+7390000+7450100+ 7450200+7450300+7450400+7450500+7450900+7460100+7460200+7460300+ 7460900) | 53.742.363 | 58.566.609 |
| 02003 | 2.Venituri din activitati economice (ct.7210000+7220000+7510100+7510200+/-7090000) | 11.452.097 | 16.663.725 |
| 02004 | 3.Finantari, subventii, transferuri, alocatii bugetare cu destinatie speciala (ct.7510500+7710000+7720100+7720200+7740100+7740200+7750000+ 7760000+7780000+7790101+7790109) | 12.559.360 | 12.998.643 |
| 02005 | 4.Alte venituri operationale (ct.7140000+7180000+7500000++7510300+7510400+ 7810200+7810300+7810401+7810402+7770000) | 9.218.738 | 7.150.488 |
| 02006 | TOTAL VENITURI OPERATIONALE (rd.02+03+04+05) | 86.972.558 | 95.379.465 |
| 02008 | 1.Salarii si contributiile sociale aferente angajatilor (ct.6410000+6420000+6450100+ 6450200+6450300+6450400+6450500+6450600+6450800+6460000+6470000) | 29.893.272 | 35.707.247 |
| 02009 | 2.Subventii si transferuri (ct.6700000+6710000+6720000+6730000+6740000+ 6750000+6760000+6770000+6780000+6790000) | 12.892.153 | 16.746.084 |
| 02010 | 3.Stocuri, consumabile, lucrari si servicii executate de terti (ct.6010000+6020100+ 6020200+6020300+6020400+6020500+6020600+6020700+6020800+6020900+ 6030000+6060000+6070000+6080000+6090000+6100000+6110000+6120000+ 6130000+6140000+6220000+6230000+6240100+6240200+6260000+6270000+ 6280000+6290100) | 18.344.973 | 17.819.313 |
| 02011 | 4.Cheltuieli de capital, amortizari si provizioane (ct.6290200+6810100+ 6810200+6810300+6810401+6810402+6820101+6820109+ 6820200+6890100+6890200) | 1.485.175 | 16.285.028 |
| 02012 | 5. Alte cheltuieli operationale (ct.6350000+6540000+6580101+6580109) | 34 | 7.629 |
| 02013 | TOTAL CHELTUIELI OPERATIONALE (rd.08+09+10+11+12) | 62.615.607 | 86.565.301 |
| 02015 | - EXCEDENT (rd.06-rd.13) | 24.356.951 | 8.814.164 |
| 02017 | IV.VENITURI FINANCIARE (ct.7630000+7640000+7650100+7650200+7660000+ 7670000+7680000+7690000+7860300+7860400) | 6 | 2 |
| 02018 | V. CHELTUIELI FINANCIARE (ct.6630000+6640000+6650100+6650200+6660000+ 6670000+6680000+6690000+6860300+6860400+6860800) | 1.050.483 | 552.017 |
| 02021 | - DEFICIT (rd.18-rd.17) | 1.050.477 | 552.015 |
| 02023 | - EXCEDENT (rd.15+20-16-21) | 23.306.474 | 8.262.149 |
| 02025 | VIII. VENITURI EXTRAORDINARE (ct.7910000) | 10.965 | 2.037 |
| 02028 | - EXCEDENT (rd.25-rd.26) | 10.965 | 2.037 |
| 02031 | - EXCEDENT (rd.23+28-24-29) | 23.317.439 | 8.264.186 |

Conducatorul institutiei

ADRIAN ALEXANDRU DANCIU




JEF DE
CANA SIMONA

Conducatorul compartimentului
financiar- contabil

CARMEN LUCINIJA POPA

1
MARCIU
MUR



CONTUL DE REZULTAT PATRIMONIAL

31.12.2015

pag.: 1 - lei -

| COD | DENUMIRE INDICATORI | An precedent | An curent |
|-------|---|--------------|------------|
| 0200 | | | |
| 02002 | 1.Venituri din impozite, taxe, contributii de asigurar (ct.7300100+7300200+7310100+7310200+7320100+7330000+73 7350200+7350300+7350400+7350500+7350600+7360100+739000 7450200+7450300+7450400+7450500+7450900+7460100+746020 7460900) | | 58.566.609 |
| 02003 | 2.Venituri din activitati economice (ct.7210000+7220000+7510100+7510200+/-7090000) | | 16.663.725 |
| 02004 | 3.Finantari, subventii, transferuri, alocatii bugetare (ct.7510500+7710000+7720100+7720200+7740100+7740200+77 7760000+7780000+7790000) | | 12.998.643 |
| 02005 | 4.Alte venituri operationale (ct.7140000+7180000+75000 7810200+7810300+7810401+7810402+7770000) | | 7.150.488 |
| 02006 | TOTAL VENITURI OPERATIONALE (rd.02+03+04+05) | | 95.379.465 |
| 02008 | 1.Salarii si contributiile sociale aferente angajatilo 6450200+6450300+6450400+6450500+6450600+6450800+646000 | | 35.707.247 |
| 02009 | 2.Subventii si transferuri (ct.6700000+6710000+6720000 6750000+6760000+6770000+6780000+6790000) | | 16.746.084 |
| 0201 | | | |
| 02010 | 3.Stocuri, consumabile, lucrari si servicii executate 6020200+6020300+6020400+6020500+6020600+6020700+602080 6030000+6060000+6070000+6080000+6090000+6100000+611000 6130000+6140000+6220000+6230000+6240100+6240200+626000 6280000+6290100+6290200) | | 17.819.313 |
| 02011 | 4.Cheltuieli de capital, amortizari si provizioane (ct 6810401+6810402+6820101+6820109+6820200+6890100+689020 | | 16.285.028 |
| 02012 | 5. Alte cheltuieli operationale (ct.6350000+6540000+65 | | 7.629 |
| 02013 | TOTAL CHELTUIELI OPERATIONALE (rd.08+09+10+11+12) | | 86.565.301 |
| 02015 | - EXCEDENT (rd.06-rd.13) | | 8.814.164 |
| 02017 | IV.VENITURI FINANCIARE (ct.7630000+7640000+7650100+765 7670000+7680000+7690000+7860300+7860400) | | 2 |
| 02018 | V. CHELTUIELI FINANCIARE (ct.6630000+6640000+6650100+6 6670000+6680000+6690000+6860300+6860400+6860800) | | 552.017 |
| 0202 | | | |
| 02021 | - DEFICIT (rd.18-rd.17) | | 552.015 |
| 02023 | - EXCEDENT (rd.15+20-16-21) | | 8.262.149 |
| 02025 | VIII. VENITURI EXTRAORDINARE (ct.7910000) | | 2.037 |
| 02028 | - EXCEDENT (rd.25-rd.26) | | 2.037 |
| 0203 | | | |
| 02031 | - EXCEDENT (rd.23+28-24-29) | | 8.264.186 |


Conducatorul institutiei


ADRIAN ALEXANDRU DANCIU




Conducatorul compartimentului
financiar- contabil


CATA SIMONA








| Cod Ind. | Denumirea sursei de finantare | TOTAL la 31.12.2015, din care: | Buget de stat | Buget local | Bugetul asigurarilor sociale de stat | Bugetul asigurarilor pentru somaj | Fondul national unic de asigurari sociale de sanatate | Credite externe | Credite interne | Fonduri externe nerambursabile | Bugetul trezoreriei statului | TOTAL, din care: | Activitati financiare din venituri proprii (inclusiv activitatea de privatizare) | Institutiile publice finantate partial din venituri proprii | Institutiile publice finantate integral din venituri proprii | Venituri proprii conform unor legi specifice | Bugetul Fondului pentru mediu |
|----------|---|--------------------------------|---------------|-------------|--------------------------------------|-----------------------------------|---|-----------------|-----------------|--------------------------------|------------------------------|------------------|--|---|--|--|-------------------------------|
| | | | 01 | 02 | 03 | 04 | 05 | 06 | 07 | 08 | 09 | | 10 | 11 | 12 | 13 | 14 |
| 57077 | ct6450200 Contributiile angajatorilor pentru asiguarari de somaj | 135.975 | | 90.392 | | | | | | | | 45.583 | | 9.933 | 35.650 | | |
| 57078 | ct6450300 Contributiile angajatorilor pentru asiguarari sociale de sanatate | 1.477.674 | | 997.466 | | | | | | | | 480.208 | | 103.286 | 376.922 | | |
| 57079 | ct6450400 Contributiile angajatorilor pentru accidente de munca si boli profesionale | 55.516 | | 31.694 | | | | | | | | 23.822 | | 3.436 | 20.386 | | |
| 57080 | ct6450500 Contributiile angajatorilor pentru concedii si indemnizatii | 255.096 | | 149.070 | | | | | | | | 106.026 | | 17.977 | 88.049 | | |
| 57083 | ct6460000 Cheltuieli cu indemnizatiile de delegare, detasare si alte drepturi salariale | 11.933 | | 11.933 | | | | | | | | | | | | | |
| 57085 | Subventii si transferuri | | | | | | | | | | | | | | | | |
| | rd85=rd86+rd87+rd88+rd89+rd90+rd91+rd92+rd93+rd94+rd95 | 16.746.084 | | 16.609.738 | | | | | | | | | | | | | |
| 57086 | ct67000000 Subventii | 1.270.888 | | 1.270.888 | | | | | | | | | | | | | |
| 57087 | ct6710000 Transferuri curente intre unitati ale administratiei publice | 12.641.399 | | 12.641.399 | | | | | | | | | | | | | |
| 57089 | ct6730000 Transferuri interne | 213.851 | | 213.851 | | | | | | | | | | | | | |
| 57093 | ct6770000 Ajutoare sociale | 1.152.908 | | 1.152.908 | | | | | | | | | | | | | |
| 57095 | ct6790000 Alte cheltuieli | 1.467.038 | | 1.330.692 | | | | | | | | | | | | | |
| 57096 | Stocuri, consumabile, lucrari si servicii executate de terti | | | | | | | | | | | | | | | | |
| | rd96=rd97+rd98+rd99+rd100+rd101+rd102+rd103+rd104+rd105+rd106+rd107+rd108+rd109+rd110+rd111+rd112+rd113+rd114+rd115+rd116+rd117+rd118+rd119+rd120+rd121+rd122+rd123+rd124 | 17.819.313 | | 5.565.956 | | | | | | | | 12.253.357 | 497.980 | 7.552.041 | 4.203.366 | | |
| 57098 | ct6020100 Cheltuieli cu materiale auxiliare | 367.742 | | 5.477 | | | | | | | | 362.265 | | 99.592 | 262.673 | | |
| 57099 | ct6020200 Cheltuieli privind combustibilul | 212.416 | | 101.577 | | | | | | | | 110.839 | | 92.733 | 17.247 | | |
| 57101 | ct6020400 Cheltuieli privind piesele de schimb | 99.200 | | 35.280 | | | | | | | | 63.920 | | 29.167 | 32.616 | | |
| 57104 | ct6020700 Cheltuieli privind hrana | 1.207.891 | | 281.285 | | | | | | | | 926.606 | | 189.277 | 317.051 | | |
| 57105 | ct6020800 Cheltuieli privind alte materiale consumabile | 988.557 | | 578.466 | | | | | | | | 410.091 | | 398.235 | | | |
| 57106 | ct6020900 Cheltuieli privind medicamentele si materialele sanitare | 1.765.929 | | 7.754 | | | | | | | | 1.758.175 | | 25.389 | 1.732.786 | | |






| Cod Ind. | Denumirea sursei de finantare | TOTAL la 31.12.2015, din care: | Buget de stat | Buget local | Bugetul asigurarilor sociale de stat | Bugetul asigurarilor pentru somaj | Fondul national unic de asigurari sociale de sanatate | Credite externe | Credite interne | Fonduri externe nerambursabile | Bugetul trezoreriei statului | TOTAL, din care: | Activitati financiare din venituri proprii (inclusiv activitatea de privatizare) | Instituti publice financiate partial din venituri proprii | Instituti publice financiate integral din venituri proprii | Venituri proprii conform unor legi specifice | Bugetul Fondului pentru mediu |
|----------|--|--------------------------------|---------------|-------------|--------------------------------------|-----------------------------------|---|-----------------|-----------------|--------------------------------|------------------------------|------------------|--|---|--|--|-------------------------------|
| | | | 01 | 02 | 03 | 04 | 05 | 06 | 07 | 08 | 09 | | 10 | 11 | 12 | 13 | 14 |
| | A | 2.556 | | | | | | | | | | 2.556 | 2.000 | 556 | | | |
| 57141 | taxe si varsaminte asimilate ct6580109 Alte cheltuieli operationale-alte operatiuni | 5.073 | | 5.073 | | | | | | | | | | | | | |
| 57142 | CHELTUIELI FINANCIARE rd142-rd143+rd144+rd145+rd146+rd147+rd148+rd149+rd150+rd151+rd152+rd153 | 552.017 | | 551.998 | | | | | | | | 19 | 19 | | | | |
| 57145 | ct6650100 Cheltuieli din diferente de curs valutar-diferente de curs din reevaluarea creantelor si datorilor | 19 | | | | | | | | | | 19 | 19 | | | | |
| 57146 | ct6650200 Cheltuieli din diferente de curs valutar-diferente de curs din reevaluarea disponibilitatilor | 128 | | | | | | | | | | | | | | | |
| 57147 | ct6660000 Cheltuieli privind dobanzile | 551.870 | | 551.870 | | | | | | | | | | | | | |

Conducatorul institutiei

Conducatorul compartimentului financiar-contabil


ADRIAN ALEXANDRU DANCIU

CATA SIMONA



IMPROCRIT,

NICU NINERVA



DECLARATIE

in conformitate cu prevederile art. 30 din Legea contabilitatii nr. 82/1991

S-au intocmit situatiile financiare anuale la 31.12.2015 pentru :

Unitatea administrativ-teritoriala MUNICIPAL SEBES

Ordonatorul principal de credite Adrian Alexandra Dăucilă
si conducatorul compartimentului financiar-contabil/alta persoana imputernicita sa
indeplineasca aceasta functie _____
isi asuma raspunderea pentru intocmirea situatiilor financiare anuale la 31.12.2015
si confirma ca:

a) Politicile contabile utilizate la intocmirea situatiilor financiare anuale sunt in
conformitate cu reglementarile contabile aplicabile;

b) Situatiile financiare anuale ofera o imagine fidela a pozitiei financiare, a
performantei financiare si a celorlalte informatii referitoare la activitatea desfasurata;

c) Persoana juridica isi desfasoara activitatea in conditii de continuitate.

Mentionam urmatoarele:

institutiile subordonate au intocmit si anexat declaratiile la situatiile financiare proprii.


Ordonatorul principal de credite


Conducatorul compartimentului financiar-
contabil/alta persoana imputernicita

Semnatura









SITUATIA FLUXURILOR DE TREZORERIE

31.12.2015

pag: 1 - lei-

| COD | DENUMIRE INDICATORI | Total | Casa | Buget de stat ct. 5200100/7700000 | Buget local ct. 5210100/7700000 | Buget asigurari sociale de stat ct. 5250101+/5250102/7700000 | Buget asigurari pentru somaj ct. 5740101+/5740102/7700000 | Buget Fond national unice de asigurari sociale de sanatate ct. 5710100/7700000 | Buget Fond pentru mediu ct. 5750100/7700000 | Buget trezoreria statului ct. 5240100/7700000 | Buget institutii publice finantate din venituri proprii ct. 5600101/7700000 | Buget institutii publice finantate din venituri proprii si subventii ct. 5610100/7700000 | Buget activitati din venituri proprii si buget privatizare ct. 5620101/7700000 | Buget imprumuturi externe ct. 5130101+/5140101+/5170101+/5130301+/5140301+/5140302+/5160301+/5160302+/5170301+/5170302/7700000 | Buget fonduri externe nerambursabile (sursa D) ct. 5150103+/5150600/7700000 | Alte disponibilitati (ct.5XX) | |
|--------|---|-------------|-----------|-----------------------------------|---------------------------------|--|---|--|---|---|---|--|--|--|---|-------------------------------|--|
| 0 | TOTAL JUDET | | | | | | | | | | | | | | | | |
| 03002 | 1. Incasari | 94.687.470 | 8.626.139 | | 57.166.884 | | | | | | 15.136.059 | 12.136.533 | 592.398 | | | 809.617 | |
| 03003 | 2. Plati | 79.262.290 | 8.626.139 | 1.222.745 | 45.661.906 | | | | | | 13.632.748 | 9.974.756 | 532.277 | | | 794.156 | |
| 03004 | 3. Numerar net din activitatea operationala (rd.02-rd.03) | 15.425.179 | | -1.222.745 | 11.504.978 | | | | | | 1.483.311 | 2.161.777 | 39.421 | | | 15.261 | |
| 03006 | 1. Incasari | 2037 | | | 2037 | | | | | | | | | | | | |
| 03007 | 2. Plati | 11.941.471 | | | 9.155.302 | | | | | | 404.570 | 2.381.599 | | | | | |
| 03008 | 3. Numerar net din activitatea de investitii (rd.06-07) | -11.939.434 | | | -9.153.265 | | | | | | -404.570 | -2.381.599 | | | | | |
| 03011 | 2. Plati | 2.862.560 | | | 2.862.560 | | | | | | | | | | | | |
| 03012 | 3. Numerar net din activitatea de finantare (rd.10-rd.11) | -2.862.560 | | | -2.862.560 | | | | | | | | | | | | |
| 03013 | IV.CRESTEREA (DESCRSTEREA)NETA DE NUMERAR SI ECHIVALENT DE NUMERAR (rd.04-rd.08-rd.12) | 622.376 | | -1.222.745 | -510.847 | | | | | | 1.078.741 | | 39.421 | | | 15.261 | |
| 03014 | V. NUMERAR SI ECHIVALENT DE NUMERAR LA INCEPUTUL ANULUI | 10.372.109 | | | 9.732.236 | | | | | | 388.944 | | 192.254 | | | 58.675 | |
| 030141 | -sume recuperate din excedentul anului precedent/sume virate din fondul spitalului in excedent** | 8.237.160 | | | 8.171.111 | | | | | | 66.049 | | | | | | |
| 030142 | -sume utilizate din excedentul anului precedent/sume transferate din excedent la bugetul local/sume transferate din excedent pentru constituirea de depozite in trezorerie*** | 8.237.160 | | | 8.171.111 | | | | | | | | | | | | |
| 03015 | VI.NUMERAR SI ECHIVALENT DE NUMERAR LA SFARSITUL PERIOADEI (rd.13+rd.14+rd.14.1-rd.14.2-rd.14.3) | 10.994.685 | | -1.222.745 | 9.221.389 | | | | | | 1.467.685 | | 231.675 | | | 73.936 | |


Conducatorul institutiei

Conducatorul compartimentului financiar-contabil

Viza trezoreriei

ADRIAN ALEXANDRU DANCIU


CARMEN KUPINIA-DANA



JEF BCF

CATA SIMONA

MANOUCI



SITUATIA FLUXURILOR DE TREZORERIE

31.12.2015

pag.: 1 - lei -

| COD | DENUMIRE INDICATORI | Total | Casa in valuta | Alte disponibilitati |
|-------|--|-----------|----------------|----------------------|
| 0 | TOTAL JUDET | | | |
| 04002 | 1. Incasari | 2.925.811 | 15.210 | 2.910.601 |
| 04003 | 2. Plati | 2.927.048 | 15.210 | 2.911.838 |
| 04004 | 3. Numerar net din activitatea operationala (rd.02-rd.03) | -1.237 | | -1.237 |
| 04013 | IV CRESTEREA (DESCRESTEREA) NETA DE NUMERAR SI ECHIVALENT DE NUMERAR (rd.04+rd.08+rd.12) | -1.237 | | -1.237 |
| 04014 | V NUMERAR SI ECHIVALENT DE NUMERAR LA INCEPUTUL PERIOADEI | 89.696 | | 89.696 |
| 04017 | VI NUMERAR SI ECHIVALENT DE NUMERAR LA FINELE PERIOADEI(rd.13+14+15-16) | 88.459 | | 88.459 |

Conducatorul institutiei

ADRIAN ALEXANDRU DANCIU



Conducatorul compartimentului financiar- contabil

CARMEY LUMINITA TOMA

SEF BIROU BCF

CAMA SIMONA

INTOCNIT
Carmey

DISPONIBIL DIN MIJLOACE CU DESTINATIE SPECIALA

31.12.2015

- lei -

| DENUMRE INDICATORI | COD | DISPONIBIL LA INCEPUTUL ANULUI | INCASARI | PLATI | DISPONIBIL LA SFARSITUL PERIOADEI |
|--|-------|--------------------------------------|----------|-------|---|
| TOTAL JUDET | 0 | | | | |
| TOTAL (rd.02 la 15) | 05001 | 77.913 | 2.576 | 1.056 | 79.433 |
| - Garantii materiale retinute gestionarilor conform Legii nr.22/1969 (ct.5500101,ct.5500102/analitice distincte) | 05003 | 77.913 | 2.576 | 1.056 | 79.433 |

Conducatorul institutiei,

ADRIAN ALEXANDRU DANCIU

Scut



SEF BCF


CATA SIMONA

[Signature]

Conducatorul compartimentului
financiar-contabil

CARMEN LUMINITA SONA

IMOCENIT



Situatia unor indicatori referitori la protectia copilului
si a persoanelor cu handicap
31.12.2015

pag.: 1

| COD | DENUMIRE | NUMAR |
|-------|--|-------|
| 0 | TOTAL JUDET | |
| 08007 | Asistenti personali pentru persoanele cu handicap | 87 |
| 08008 | Indemnizatii lunare alocate persoanelor cu handicap grav | 101 |

Conducatorul institutiei

ADRIAN ALEXANDRU

Adrian Alexandru



Conducatorul compartimentului
financiar- contabil


CARMEN FURDUIA TORA

SEF BCF

CASA SIMONA

[Signature]


INTOCMIT
[Signature]



Situatia activelor si datoriilor institutiilor publice
din administratia locala
31.12.2015

pag.: 1 - lei -

| COD | DENUMIRE INDICATORI | Sold la inceputul anului | Sold la sfarsitul perioadei |
|--------|--|-----------------------------|--------------------------------|
| 0 | TOTAL JUDET | | |
| 18005 | Disponibilitati in lei ale institutiilor publice locale si ale institutiilor publice de subordonare locala, la trezorerii (ct.5100000+5120101+5120501+5150101+5150103+5150500+5150600+5160101+5160301+5160302+5170101+5170301+5170302+5210100+5210300+5280000+5290201+5290301+5290400+5290901+5500101+ 5520000+5550101+5570101+5580101+5580201+5600101+5600300+5610100+5610300+5620101+5620300-7700000), din care: | 10.372.109 | 10.994.685 |
| 18008 | Total (in baze cash) (rd.04+05) | 10.372.109 | 10.994.685 |
| 18010 | Total (in baze accrual)(rd.08+09) | 10.372.109 | 10.994.685 |
| 18023 | Alte valori (ct.5320100+5320200+5320300+5320400+5320500+5320600+5320800) | 42.802 | 23.234 |
| 18032 | Disponibilitati ale institutiilor publice locale si ale institutiilor de subordonare locala la institutiile de credit rezidente (ct.5110101+5110102+5120102+5120402+5120502+5150102+ 5150202+5160102+5160202+5170102+5170202+5290202+5290302+5290902+5500102+5550102+5550202+5570202+5580102+5580302+5600102 +5600103+5620102+5620103), din care: | 89.696 | 88.459 |
| 18036 | Total (in baze cash) (rd.32+35) | 89.696 | 88.459 |
| 18038 | Total (in baze accrual) (rd.36+37) | 89.696 | 88.459 |
| 18131 | Actiuni necotate detinute de autoritatile locale la societati nefinanciare (ct.2600200-2960102)(S11) | 136.254 | 136.254 |
| 18134 | Total (la valoarea contabila neta (la valoarea de intrare mai putin ajustarile cumulate pentru pierderea de valoare) (rd.131+132+133) | 136.254 | 136.254 |
| 18157 | Creante comerciale necurente legale de livrari de bunuri si servicii de catre autoritatile locale sau de institutii subordonate acestora (ct.4110201+4110208+4130200+4610201-4910200-4960200) Total (rd.158+159+160+164) din care: | | 7.176 |
| 18159 | - de la societati nefinanciare (S11), | | 7.176 |
| 18165 | Creante comerciale curente legate de livrari de bunuri si servicii de catre autoritatile locale sau de institutii subordonate acestora(ct.2320000+2340000+4090101+4090102+4110101+4110108+4130100+4180000+4610101-4910100-4960100) Total(rd.166+167+168+172)din care de la: | 1.049.783 | 2.076.055 |
| 18167 | -de la societati nefinanciare (S11) | 226.710 | 923.927 |
| 18168 | -de la institutiile publice, din care: (rd.169+170+171) | 823.073 | 1.152.128 |
| 18171 | -Fonduri de securitate sociala(S1314) | 823.073 | 1.152.128 |
| 181711 | -din care: creantele unitatilor sanitare cu paturi fata de Casele de Sanatate | 823.073 | 1.152.128 |
| 18176 | 1.Creante ale bugetului local (ct.4640000-4970000). Total (rd.177+178+179+183), din care: | 22.675.473 | 28.133.921 |
| 18177 | - de la gospodariile populatie (S14) | 8.401.315 | 10.301.390 |
| 18178 | - de la societati nefinanciare (S11) | 14.274.158 | 17.832.531 |
| 18185 | Total creante (rd.176+184) | 22.675.473 | 28.133.921 |
| 18191 | Sume de primit de la Autoritatea de Certificare / Autoritatile de Management / Agentiile de Plati - FONDURI EXTERNE NERAMBURSABILE POSTADERARE (ct.4580301) | | 160.986 |
| 18192 | Sume de primit de la Autoritatea de Certificare / Autoritatile de Management / Agentiile de Plati - FONDURI DE LA BUGET (ct.4580302) | | 33.794 |
| 18203 | 1.Sume datorate tertilor reprezentand garantii si cautiuni aflate in conturile institutiilor publice (ct.4280101+4280201+4620101+4620109).Total (rd.204+205+206), din care: | 131.787 | 153.369 |
| 18204 | - salariatilor (gospodariile populatiei)(S143) | 77.913 | 79.433 |



| COD | DENUMIRE INDICATORI | Sold la inceputul anului | Sold la sfarsitul perioadei |
|--------|---|--------------------------|-----------------------------|
| 18205 | - societati nefinanciare (S11) | 53.874 | 73.936 |
| 18286 | Credite pe termen lung primite (contractate, garantate, asimilate, etc) de institutiile publice locale (ct.1620200+1630200+1670201+1670202+1670203+1670209). Total (rd.287+288+289+289.1) din care acordate de: | 18.726.294 | 16.414.071 |
| 18287 | - Societati care accepta depozite, exclusiv banca centrala (S122) | 18.726.294 | 16.414.071 |
| 18290 | Total (in baze cash)(rd.286) | 18.726.294 | 16.414.071 |
| 18320 | Datorii comerciale curente legate de livrari de bunuri si servicii (ct.4010100+4030100+4040100+4050100+4080000+4190000+4620101). Total (rd.321+322+326+327) din care catre: | 607.992 | 1.228.075 |
| 18321 | -Societati nefinanciare (S11) | 607.992 | 1.228.075 |
| 18331 | Datoriile institutiilor publice din administratia locala catre bugete (ct.4420300+4310100+4310200+4310300+4310400+4310500+4310700+4370100+4370200+4370300+4420800+4440000+4460000+4480100) | 1.800.331 | 2.405.074 |
| 18332 | Salariile angajatilor (ct.4210000+4230000+4260000+4270100+4270300+4280101) | 1.445.321 | 1.935.431 |
| 18333 | Alte drepturi cuvenite altor categorii de persoane (ct.4260000+4270200+4270300+4290000+4380000) | 400 | |
| 18335 | Total (rd.331+332+333+334) | 3.246.052 | 4.340.505 |
| 183421 | Provizioane necurente (ct.1510201+1510202+1510203+1510204+1510208), din care: | 3.690.089 | 2.345.113 |
| 183423 | Provizioane necurente, constituite conform OUG71/2009 si OG17/2012 reprezentand drepturi salariale castigate in instanta (ct.1510203) | 3.690.089 | 2.345.113 |
| 18343 | Provizioane curente (ct.1510101+1510102+1510103+1510104+1510108), din care: | 40.410 | 4.096 |
| 183432 | Provizioane curente, constituite conform OUG71/2009 si OG17/2012 reprezentand drepturi salariale castigate in instanta (ct.1510103) | 40.410 | 4.096 |

Conducatorul institutiei

ADRIAN ALEXANDRU DANCIU


Conducatorul compartimentului
financiar- contabil

CARMEN LUMINIA ROMA



SEF BCF

CARMEN LUMINIA ROMA



**Situatia modificarilor in structura
activelor nete/capitalurilor
31.12.2015**

Anexa 34

pag.: 1 -lei-

| Denumirea elementului de capital | Cod | Sold la inceputul anului | Cresteri | Reduceri | Sold la sfarsitul anului |
|--|-------|--------------------------------|-------------|-------------|--------------------------------|
| A | B | 1 | 2 | 3 | 4 |
| TOTAL JUDET | 0 | | | | |
| Fondul bunurilor care alcatuiesc domeniul privat al statului (ct.1020000) | 25003 | 336.130 | | 40.745 | 295.385 |
| Fondul bunurilor care alcatuiesc domeniul public al unitatilor administrativ- ale (ct.1030000) | 25004 | 371.223.540 | 29.448.392 | 12.148.941 | 388.522.991 |
| Fondul bunurilor care alcatuiesc domeniul privat al unitatilor administrativ- teritoriale (ct.1040000) | 25005 | 25.349.411 | 1.695.434 | 72.221 | 26.972.624 |
| Rezerve din reevaluare (ct.1050100,1050200, 1050300,1050400,1050500) | 25006 | 16.913.665 | | | 16.913.665 |
| Rezultatul reportat (ct.1170000 - sold creditor) | 25017 | 8.709.555 | 113.072.525 | 90.427.604 | 31.354.476 |
| Rezultatul patrimonial al exercitiului (ct.1210000 - sold creditor) | 25019 | 21.987.800 | 134.624.012 | 149.531.563 | 7.080.249 |
| Total capitaluri proprii(rd.01 la 17 - rd.18+rd.19-rd.20) | 25021 | 444.520.101 | | | 471.139.390 |

PRIMAR,
ADRIAN ALEXANDRU DANCIU




SEF BCF
CATA JINOMA

(Handwritten mark)

DIRECTOR EXECUTIV,
CARMEN LUMINITA TOMA


INOCENT
(Handwritten signature)



SITUATIA ACTIVELOR FIXE AMORTIZABILE
31.12.2015

Anexa 35a - lei -

| DENUMIREA ACTIVELOR FIXE | Cod | Existent la | | SOLD LA INCEPUTUL ANULUI | CRESTERI | | | | | TOTAL din care: | transferuri/ primite cu titlu gratuit | donatii, sponsorizari | alte cai | |
|---|-----|-------------|--|--------------------------------|----------|---|-----------|-------------|-----------|--------------------|--|--------------------------|-------------|-----------|
| | | 31.12.2015 | | | 1 | 2 | 3 | 4=5+6+7+8+9 | 5 | | | | | 6 |
| TOTAL JUDET | A | | | | | | | | | | | | | |
| Concesium,brevete,licente,marci comerciale,drepturi si active similare (ct.20500000) | 003 | | | 11.900 | | | | 121.768 | | | | | | 120.678 |
| Alte active fixe necorporale(ct.2080100,2080200) | 004 | | | 1.067.681 | | | 2.955.691 | | 1.090 | | | | | 2.873.166 |
| TOTAL | 005 | | | 1.079.581 | | | 3.077.459 | | 83.615 | | | | | 2.993.844 |
| Construcții (ct.2120000) din care: | 008 | | | 9.901.333 | | | 1.443.882 | | 125.012 | | 1.318.870 | | | |
| altele active fixe încadrate în grupa construcții | 016 | | | 9.901.333 | | | 1.443.882 | | 125.012 | | 1.318.870 | | | |
| Instalații tehnice,mijloace de transport, animale si plantatii (ct.2130100,2130200, 2130300,2130400) | 017 | | | | | | | | | | | | | |
| 018 | | | | 11.810.785 | | | 2.674.028 | | 2.130.585 | | 444.271 | | | 99.172 |
| Mobilier,aparatura birolica,echipamente de protectie a valorilor umane si mate- riale si altele active fixe corporale (ct.2140000) | 019 | | | 2.329.280 | | | 319.673 | | 319.673 | | | | | 99.172 |
| TOTAL | 020 | | | 24.041.398 | | | 4.437.583 | | 2.575.270 | | 1.318.870 | | 444.271 | 99.172 |
| TOTAL ACTIVE FIXE | | | | 25.120.979 | | | 7.515.042 | | 2.658.885 | | 1.318.870 | | 444.271 | 3.093.016 |




| DENUMIREA ACTIVELOR FIXE | REDUCERI | | | | | | | | | | Ajustari de valoare (amortizari si ajustari pentru depreciere) | | | | Valoarea contabila neta, din care: | | | | | |
|---|----------|---------------------|----------------------------------|----------------------------|--------------------------|------------------------------------|---------|-------------|--------------------------------|----|--|----|----|----|------------------------------------|----------------|-------------------------------|-----------------------------------|------------------------------|---|
| | Cod | TOTAL din care: | Diferente din reevaluare** | Eliminare amortizare*** | dezmembrari si casari | transferuri cu titlu gratuit | vanzari | alte cai | SOLD LA SFARSITUL ANULUI | | | 18 | 19 | 20 | 21=18+19-20 | 22=17-21-23-24 | 23=17-21-23-24-24=17-21-23-23 | Domeniul privat al statului | Domeniul privat al UAT | Proprietatea privata a institutiilor publice |
| | | | | | | | | | 11 | 12 | 13 | | | | | | | | | |
| TOTAL JUDET | B | 0=11+12+13+14+15+16 | | | | | | | | | | | | | | | | | | |
| Concesiuni, brevete, licente, marci comerciale, drepturi si active similare (ct.2050000) | 003 | | | | | | | | | | | | | | | | | | | |
| Alte active fixe | 004 | 120.678 | | | | | | 120.678 | | | | | | | | | | 78.204 | 48.171 | 7.293 |
| TOTAL | 005 | 120.678 | | | | | | 120.678 | | | | | | | | | | 823.417 | 2.929.670 | 149.607 |
| Construcții (ct.2120000) din care: | 006 | 978.112 | | | | | | | | | | | | | | | | 901.621 | 2.977.841 | 156.900 |
| alte active fixe încadrate în grupa construcții | 016 | 978.112 | | 46.706 | 931.406 | | | | | | | | | | | | | 2.249.638 | 5.832.905 | 86.089 |
| instalații tehnice, mijloace de transport, animale și plante (ct.2130100, 2130200, 2130300, 2130400) | 017 | | | 46.706 | 931.406 | | | | | | | | | | | | | 2.198.471 | 5.832.905 | 86.089 |
| Mobilier, aparatură birotică, echipamente de protecție a valorilor umane și mate- riale și alte active fixe corporale (ct.2140000) | 018 | 621.701 | | 127.116 | 434.335 | | | 60.250 | | | | | | | | | | 7.268.231 | 2.668.165 | 3.926.716 |
| TOTAL | 019 | 32.235 | | 15.054 | 1.365.741 | | | 17.181 | | | | | | | | | | 1.976.194 | 200.813 | 439.711 |
| TOTAL ACTIVE FIXE | 020 | 1.632.048 | | 188.876 | 1.365.741 | | | 77.431 | | | | | | | | | | 11.494.063 | 8.701.883 | 4.452.516 |
| | | 1.752.726 | | 188.876 | 1.365.741 | | | 198.109 | | | | | | | | | | 12.395.694 | 11.679.724 | 4.609.416 |

Conducatorul institutiei

Conducatorul compartimentului
financiar-comtabil

ADRIAN ALBINOȘU DÂNCULA

CARMEN LUMINIȚA TOȚA




NEF BCF

CĂȚĂ SIMONA

intocmită

[Handwritten signature]



| DENUMIREA ACTIVELOR FIXE | Cod | Valoarea aferenta activelor fixe neamortizabile | | | | | | | | | | | | | |
|---|-----|---|------------|-------------|-------------------------|-------------|--------------------------------|---|--|---|---|---|--|--|-----|
| | | REDUCERI | | | | | | | | | | | | | |
| | | TOTAL din care: | Reevaluare | dezmembrari | transferari/ vanzari | alte cal | SOLD LA SFARSITUL ANULUI | Fondul activelor fixe necorporale ct.1000000 | Domeniul public al statului ct. 1010000 | Domeniul privat al statului ct.1020101 | Domeniul privat al U.A.T. ct.1030000 | Domeniul privat al U.A.T. ct.1040101 | Proprietatea privata a institutiilor publice din administratia locala | | |
| 11=12+13+14+15+16 | 12 | 13 | 14 | 15 | 16 | 17=4+5-11 | 18 | 19 | 20 | 21 | 22 | 23 | ct.1040102 | | |
| TOTAL JUDET | | | | | | | | | | | | | | | |
| Terenuri (ct.2110100) | 007 | 8.876.121 | | | | | 8.822.535 | | | 47.365 | 301.135.879 | | | | |
| Construcții (ct.2120000) din care: | 008 | 2.516.331 | | | 6.221 | | 2.128.866 | | | 387.465 | 114.654.363 | | | | |
| - poduri, podete, pasarele si viaducte pentru transporturi feroviare si rutiere; viaducte | 012 | | | | | | | | | | | | | | |
| alte active fixe incadrate in grupa constructiilor | 016 | 2.516.331 | | | | | 2.128.866 | | | 387.465 | 660.459 | | | | |
| Mobilier, aparatura birou, echipamente de protectie a valonilor umane si materiale si alte active fixe corporale (ct.2140000) | 018 | | | | | | | | | | 113.993.904 | | | | |
| Active fixe corporale in curs de executie (ct.2310000) | 019 | 15.933.615 | | | | | 606.636 | | | 15.326.979 | 14.442.216 | | | | 758 |
| TOTAL | 021 | 27.326.067 | | | 6.221 | | 11.558.037 | | | 15.761.809 | 430.233.216 | | | | |
| TOTAL ACTIVE FIXE | 022 | 27.326.067 | | | 6.221 | | 11.558.037 | | | 15.761.809 | 430.233.216 | | | | |

Conducatorul institutiei

Adrian Alexandru Bivela

[Signature]



Conducatorul compartimentului financiar-contabil


Cornea Dumitru Toma

Sef birou BFC
Simona Căter

[Signature]

[Signature]






| DENUMIREA ACTIVELOR FIXE | Cod | REDUCERI | | | | | | SOLD LA SFARSITUL ANULUI | Valoarea aferenta activelor fixe neamortizabile | | | | | | |
|---|----------|--------------------|------------|-------------|-------------------------|-------------|--------------------------------------|--------------------------------|---|--|---|---|---|---|--|
| | | TOTAL din care: | Reevaluare | dezmembrari | transferuri/ vanzari | alte cai | 17=4+5-11 17+18+19+20+21+22+23+24 | | Fondul activelor fixe necorporale ct.1000000 | Domeniul public al statului ct. 1010000 | Domeniul privat al statului ct.1020101 | Proprietatea privata a institutiilor publice ct.1020102 | Domeniul public al U.A.T. ct.1030000 | Domeniul privat al U.A.T. ct.1040101 | Proprietatea privata a institutiilor publice din administratia locala ct.1040102 |
| A | B | 11=12+13+14+15+16 | 12 | 13 | 14 | 15 | 16 | 17=4+5-11 | 18 | 19 | 20 | 21 | 22 | 23 | ct.1040102 |
| TOTAL JUDET | | | | | | | | | | | | | | | |
| Terenuri (ct.2110100) | 007 | 8.876.121 | | | 8.822.535 | 6.221 | 47.365 | 301.135.879 | | | 295.385 | | 273.868.628 | 26.971.866 | |
| Construcții (ct.2120000) din care: | 008 | 2.516.331 | | | 2.128.866 | | 387.465 | 114.654.363 | | | | | 114.654.363 | | |
| alte active fixe încadrate în grupa construcții | 016 | 2.516.331 | | | 2.128.866 | | 387.465 | 114.654.363 | | | | | 114.654.363 | | |
| Mobilier, aparatură birotică, echipamente de protecție a valorilor umane și materiale și alte active fixe corporale (ct.2140000) | 018 | | | | | | | | | | | | | 758 | |
| Active fixe corporale în curs de execuție (ct.2310000) | 019 | 15.933.615 | | | 606.636 | | 15.326.979 | 14.442.216 | | | | | | | |
| TOTAL | 021 | 27.326.067 | | | 11.558.037 | 6.221 | 15.761.809 | 430.233.216 | | | 295.385 | | 388.522.991 | 26.972.624 | |
| TOTAL ACTIVE FIXE | 022 | 27.326.067 | | | 11.558.037 | 6.221 | 15.761.809 | 430.233.216 | | | 295.385 | | 388.522.991 | 26.972.624 | |

Conducatorul institutiei


Conducatorul compartimentului
financiar- contabil


ADRIANA NEXANDRU-DIVULEA



CARMEN LUMINIȚA POPA

SEF. BCF

CĂȚĂ SIMONA

IMMOBILIT






Situatia actiunilor/partilor sociale detinute direct/indirect de catre UAT, la operatorii economici

| Nr. Cr. | Operatorul Economic la care Unitatea administrativ teritoriala este actionar | | Unitatea Administrativ teritoriala este actionara | | Valoarea actiunilor/partilor sociale din capitalul social al operatorului economic, detinute de catre unitatea administrativ teritoriala (lei) | | Pondere in Capitalul social al operatorului economic 11 = 9 / 6*100 11 = 10 / 6*100 | | | | |
|---------|--|---------------------------------|---|---|--|----------|---|--|----|------------|--|
| | Cod CAEN al activitatii principale a operatorului economic | Denumirea operatorului Economic | Tip operator (SRL, SA, ASO, RA, RAS) | Capitalul social al operatorului economic (lei) | Direct | Indirect | | | | | |
| 1 | 2 | 3 | 4 | 5 | 6 | 7 | 8 | 9 | 10 | 11 | |
| 1 | 1755482 | 3600 | APA CTTA | SA | 3.069.670,00 | Direct | | 92.090,00 | | 3,000 | |
| 2 | 15840871 | 9411 | ASOCIATIA CETATENI EHEMALIGE BURGE | ASO | 3.500,00 | Direct | | 500,00 | | 14,286 | |
| 3 | 25896934 | 9499 | ASOCIATIA DE DEV.SALUBRIS ALBA IUL | ASO | 20.000,00 | Direct | | 250,00 | | 1,250 | |
| 4 | 13655142 | 9411 | ASOCIATIA ECO ALBA 2000 | ASO | 10.831,18 | Direct | | 1.614,00 | | 14,901 | |
| 5 | 14492906 | 4711 | ECOSTAR GROUP | SRL | 376.200,00 | Direct | | 41.800,00 | | 11,111 | |
| 5 | Operator(i) economic(i) la care UAT detine actiuni/parti sociale | | | | | | | Total valoare actiuni raportate la data: 31-12-2015: | | 136.254,00 | |

Conducatorul institutiei,

ADRIANA TRANDAFIR DINCULEA

Conducatorul compartimentului financiar-contabilitate,

CARMEN LUMINIA TORA

Nota:


Judetul = cel din care face parte unitatea administrativ teritoriala (UAT);
col 7 = UAT este actionar direct la operatorul economic(Op.Ec); situatia in care o UAT detine in nume propriu actiuni sau parti sociale la un Op.Ec

col 8 = UAT este actionar INDIRECT la Op.Ec; situatia in care un Op.Ec, la care o UAT detine in nume propriu, integral sau majoritar, actiuni sau parti sociale, este actionar sau detine parti sociale la un alt Op.Ec;

In municipiul Bucuresti, autoritatile administratiei publice locale de la nivelul sectoarelor raporteaza operatorii economici la care administreaza/controlaaza actiuni sau parti sociale, potrivit hotararilor Consiliului General al Municipiului Bucuresti;

col 4 = Operator economic: societate comerciala la care o UAT detine actiuni sau parti sociale; regii autonome in subordinea autoritatilor administratiei publice locale (RAS).

INSCRIEREA




VENITURILE SI CHELTUIELILE BUGETELOR
LOCALE PE UNITATI ADMINISTRATIV TERITORIALE

31.12.2015

- lei -

| Denumire Indicatori | Cod Indicator | Nr. rand | Prevederi Anuale | Realizat |
|---|---------------|----------|------------------|------------|
| A | B | C | 1 | 2 |
| TOTAL JUDET | | 0 | | |
| III.MUNICIPII | 000102 | 24057 | | |
| VENITURI TOTAL | | | 60.344.510 | 57.168.921 |
| Venituri proprii | 4802 | 24058 | 34.077.970 | 33.467.057 |
| 1.Venituri curente, din care: | 000202 | 24059 | 55.662.970 | 54.476.061 |
| a) Cote si sume defalcate din impozitul pe venit | 0402 | 24060 | | |
| -cote defalcate din impozitul pe venit | 040201 | 24061 | 18.733.950 | 18.783.413 |
| -sume alocate din cotele defalcate din impozitul pe venit pentru echilibrarea bugetelor locale | 040204 | 24062 | 18.726.550 | 18.776.022 |
| | | | 7.400 | 7.391 |
| b) Sume defalcate din taxa pe valoarea adaugata | 1102 | 24063 | | |
| -sume defalcate din taxa pe valoarea adaugata pentru finantarea cheltuielilor descentralizate la nivelul comunelor, oraselor,municipiilor si sectoarelor Municipiului Bucuresti | 110202 | 24065 | 21.585.000 | 21.011.041 |
| -sume defalcate din taxa pe valoarea adaugata pentru echilibrarea bugetelor locale | 110206 | 24068 | 21.319.000 | 20.745.041 |
| | | | 266.000 | 266.000 |
| 2. Venituri din capital | 390002 | 24073 | | 2.037 |
| 4. Subventii de la alte nivele ale administratiei publice | 420002 | 24078 | | |
| -subventii de la bugetul de stat | 4202 | 24079 | 2.878.890 | 1.325.382 |
| -subventii de la alte administratii | 4302 | 24080 | 1.844.420 | 319.239 |
| 5.Sume primite de la UE/alti donatori in contul platilor efectuate si prefinantari | 4502 | 240801 | 1.034.470 | 1.006.143 |
| | | | 1.802.650 | 1.365.441 |
| CHELTUIELI TOTAL | 5002 | 24081 | 70.076.750 | 57.679.768 |
| Excedent | 9802 | 24082 | -9.732.240 | |
| Deficit | 9902 | 24083 | | -510.847 |
| CORELATII | 000102 | 24112 | | |
| VENITURI TOTAL | | | 60.344.510 | 57.168.921 |
| Venituri proprii | 4802 | 24113 | 34.077.970 | 33.467.057 |
| 1.Venituri curente, din care: | 000202 | 24114 | 55.662.970 | 54.476.061 |
| a) Cote si sume defalcate din impozitul pe venit | 0402 | 24115 | | |
| -cote defalcate din impozitul pe venit | 040201 | 24116 | 18.733.950 | 18.783.413 |
| -sume alocate din cotele defalcate din | 040204 | 24117 | 18.726.550 | 18.776.022 |



**VENITURILE SI CHELTUIELILE BUGETELOR
LOCALE PE UNITATI ADMINISTRATIV TERITORIALE**

31.12.2015

- lei -

| Denumire Indicatori | Cod Indicator | Nr. rand | Prevederi Anuale | Realizat |
|--|---------------|----------|------------------|------------|
| A | B | C | 1 | 2 |
| impozitul pe venit pentru echilibrarea bugetelor locale | | | 7.400 | 7.391 |
| b) Sume defalcate din taxa pe valoarea adaugata | 1102 | 24118 | 21.585.000 | 21.011.041 |
| -sume defalcate din taxa pe valoarea adaugata pentru finantarea cheltuielilor descentralizate la nivelul comunelor, oraselor, municipiilor si sectoarelor Municipiului Bucuresti | 110202 | 24120 | 21.319.000 | 20.745.041 |
| sume defalcate din taxa pe valoarea adaugata pentru echilibrarea bugetelor locale | 110206 | 24123 | 266.000 | 266.000 |
| 2. Venituri din capital | 390002 | 24128 | | 2.037 |
| 4. Subventii de la alte nivele ale administratiei publice | 420002 | 24133 | 2.878.890 | 1.325.382 |
| -subventii de la bugetul de stat | 4202 | 24134 | 1.844.420 | 319.239 |
| -subventii de la alte administratii | 4302 | 24135 | 1.034.470 | 1.006.143 |
| 5. Sume primite de la UE/alti donatori in contul platilor efectuate si prefinantari | 4502 | 241351 | 1.802.650 | 1.365.441 |
| CHELTUIELI TOTAL | 5002 | 24136 | 70.076.750 | 57.679.768 |
| Excedent | 9802 | 24137 | -9.732.240 | |
| Deficit | 9902 | 24138 | | -510.847 |

Conducatorul institutiei

ALEXANDRU DANCIU




Conducatorul compartimentului financiar-contabil

CARNEA LUMINITA DINA

JEF BCF


CARA SIMONA

INTECHIT




| Capi- tol | Sub- capi- tol | Pa- ra- graf | Ar- ti- col | Ali- ne- at | Denumire indicator | Prevederi bugetare initiale | Prevederi bugetare definitive | Drepturi constatate | | | Incasari realizate | Stingeri pe alte cai decat incasari | Drepturi constatate de incasat |
|--------------|----------------------|--------------------|-------------------|-------------------|---|-----------------------------------|-------------------------------------|---------------------|------------------------|--------------------|-----------------------|---|--------------------------------------|
| | | | | | | | | Total, din care: | din anii precedenti | din anul curent | | | |
| A | | | | | B | 1 | 2 | 3=4+5 | 4 | 5 | 6 | 7 | 8=3-6-7 |
| 0 | | | | | TOTAL JUDET | | | | | | | | |
| 0001 | 02 | | | | TOTAL VENITURI-BUGET LOCAL | 53.637.510 | 60.344.510 | 86.218.872 | 22.687.371 | 63.531.501 | 57.168.921 | 901.695 | 28.148.256 |
| 0002 | | | | | I. VENITURI CURENTE | 51.842.020 | 55.662.970 | 83.526.012 | 22.687.371 | 60.838.641 | 54.476.061 | 901.695 | 28.148.256 |
| 0003 | | | | | A. VENITURI FISCALE | 49.616.000 | 53.436.950 | 71.723.900 | 14.101.781 | 57.622.119 | 51.549.416 | 129.368 | 20.045.116 |
| 0004 | | | | | A1. IMPOZIT PE VENIT, PROFIT SI CASTIGURI DIN CAPITAL | 18.280.000 | 19.106.950 | 19.192.454 | | 19.192.454 | 19.192.454 | | |
| 0300 | 02 | | | | A1.2 IMPOZIT PE VENIT, PROFIT SI CASTIGURI DIN CAPITAL DE LA PERSOANE FIZICE | 18.280.000 | 19.106.950 | 19.192.454 | | 19.192.454 | 19.192.454 | | |
| 0302 | | | | | IMPOZIT PE VENIT | 373.000 | 373.000 | 409.041 | 409.041 | 409.041 | 409.041 | | |
| 18 | | | | | Impozitul pe veniturile din transferul proprietatilor imobiliare din patrimoniul personal | 373.000 | 373.000 | 409.041 | 409.041 | 409.041 | 409.041 | | |
| 0402 | | | | | COTE SI SUME DEFALCATE DIN IMPOZITUL PE VENIT | 17.907.000 | 18.733.950 | 18.783.413 | 18.783.413 | 18.783.413 | 18.783.413 | | |
| 0402 | 01 | | | | Cote defalcate din impozitul pe venit | 17.907.000 | 18.726.550 | 18.776.022 | 18.776.022 | 18.776.022 | 18.776.022 | | |
| 04 | | | | | Suma alocate din cotele defalcate din impozitul pe venit pentru echilibrarea bugetelor locale | | 7.400 | 7.391 | | 7.391 | 7.391 | | |
| 0700 | 02 | | | | A3 IMPOZITE SI TAXE PE PROPRIETATE | 8.402.000 | 8.402.000 | 22.814.380 | 9.929.579 | 12.884.801 | 8.548.025 | 84.152 | 14.182.203 |
| 0702 | | | | | IMPOZITE SI TAXE PE PROPRIETATE | 8.402.000 | 8.402.000 | 22.814.380 | 9.929.579 | 12.884.801 | 8.548.025 | 84.152 | 14.182.203 |
| 01 | | | | | Impozit si taxa pe cladiri | 6.246.000 | 6.246.000 | 19.103.278 | 8.543.929 | 10.559.349 | 6.498.034 | 12.403 | 12.592.841 |
| 01 | | | | | Impozit pe cladiri de la persoane fizice | 1.249.000 | 1.249.000 | 3.244.439 | 1.278.515 | 1.965.924 | 1.705.851 | 7.396 | 1.531.192 |
| 0702 | 01 | | | | Impozit si taxa pe cladiri de la persoane juridice | 4.997.000 | 4.997.000 | 15.858.839 | 7.265.414 | 8.593.425 | 4.792.183 | 5.007 | 11.061.649 |
| 0702 | 02 | | | | Impozit si taxa pe teren | 1.957.000 | 1.957.000 | 3.356.544 | 1.326.035 | 2.030.509 | 1.824.422 | 22.417 | 1.509.705 |


1531129
1106764




| Capi- tot | Sub- capi- tot | Pa- ra- gra- ful | Gr- pa/ Titlu | Ar- ti- col | Ali- ne- at | Denumire indicator | Prevederi bugetare initiale | Prevederi bugetare definitive | Drepturi constatate | | | Incasari realizate | Stingeri pe alte cai decat incasari | Drepturi constatate de incasat |
|--------------|----------------------|---------------------------|---------------------|-------------------|-------------------|---|-----------------------------------|-------------------------------------|---------------------|------------------------|--------------------|-----------------------|---|--------------------------------------|
| | | | | | | | | | Total, din care: | din anii precedenti | din anul curent | | | |
| A | | | | | | | 1 | 2 | 3=4+5 | 4 | 5 | 6 | 7 | 8=3-6-7 |
| 0702 | 02 | 01 | | | | B Impozit pe terenuri de la persoane fizice | 293.000 | 293.000 | 548.594 | 274.710 | 273.884 | 262.140 | 2.588 | 283.866 |
| 0702 | 02 | 02 | | | | Impozit si taxa pe teren de la persoane juridice | 1.175.000 | 1.175.000 | 2.160.207 | 837.072 | 1.323.135 | 1.162.557 | 5.681 | 991.969 |
| 0702 | 02 | 03 | | | | Impozitul pe terenul extravilan | 489.000 | 489.000 | 647.743 | 214.253 | 433.490 | 399.725 | 14.148 | 233.870 |
| | | 03 | | | | Taxe judiciare de timbru si alte taxe de timbru | 198.000 | 198.000 | 352.342 | 59.383 | 292.959 | 223.921 | 49.332 | 79.089 |
| 0702 | 50 | | | | | Alte impozite si taxe pe proprietate | 1.000 | 1.000 | 2.216 | 232 | 1.984 | 1.648 | 568 | 568 |
| 1000 | 02 | | | | | A4 IMPOZITE SI TAXE PE BUNURI SI SERVICII | 22.892.000 | 23.886.000 | 29.648.854 | 4.156.485 | 25.492.369 | 23.761.655 | 44.817 | 5.842.382 |
| 1102 | | 02 | | | | SUME DEFALCATE DIN TVA | 18.591.000 | 21.585.000 | 21.011.041 | | 21.011.041 | 21.011.041 | | 589 |
| | | 02 | | | | Sume defalcate din taxa pe valoarea adaugata pentru finantarea cheltui- lilor descentralizate la nivelul comunelor, oraselor, municipiilor, sectoarelor si Municipiului Bucuresti | 18.330.000 | 21.319.000 | 20.745.041 | | 20.745.041 | 20.745.041 | | |
| 1102 | 06 | | | | | Sume defalcate din taxa pe valoarea adaugata pentru echilibrarea bugetelor locale | 261.000 | 266.000 | 266.000 | | 266.000 | 266.000 | | |
| 1502 | | 01 | | | | TAXE PE SERVICII SPECIFICE | 1.000 | 1.000 | 1.850 | | 1.850 | 1.850 | | |
| 1602 | | 01 | | | | Impozit pe spectacole | 1.000 | 1.000 | 1.850 | | 1.850 | 1.850 | | |
| | | 01 | | | | TAXE PE UTILIZAREA BUNURILOR, AUTORIZAREA UTILIZARII BUNURILOR SAU PE DESFASURAREA DE ACTIVITATI | 4.300.000 | 4.300.000 | 8.635.963 | 4.156.485 | 4.479.478 | 2.748.764 | 44.817 | 5.842.382 |
| 1602 | 02 | | | | | Impozit pe mijloacele de transport | 2.072.000 | 2.072.000 | 5.443.575 | 2.470.946 | 2.972.629 | 2.275.376 | 30.567 | 3.137.632 |
| | | 01 | | | | Impozit pe mijloacele de transport detinute de persoane fizice*) | 828.000 | 828.000 | 3.196.305 | 1.602.927 | 1.593.378 | 1.103.228 | 18.310 | 2.074.767 |




| Capi- tol | Sub- capi- tol | Pa- ra- gra- ful | Ar- ti- col | Ali- ne- at | Denumire indicator | Prevederi bugetare initiale | | Prevederi bugetare definitive | | Drepturi constatate | | | Incasari realizate | Stingeri pe alte cai decat incasari | Drepturi constatate de incasat |
|--------------|----------------------|---------------------------|-------------------|-------------------|--|-----------------------------------|-----------|-------------------------------------|------------------------|---------------------|-----------|---------|-----------------------|---|--------------------------------------|
| | | | | | | 1 | 2 | Total, din care: | din anii precedenti | din anul curent | 3=4+5 | 4 | | | |
| 1602 | 02 | 02 | | | B | | | | | | | | | | |
| | | | | | Impozit pe mijloace de transport deținute persoane de juridice*) | 1.244.000 | 1.244.000 | 2.247.270 | 868.019 | 1.379.251 | 1.172.148 | 12.257 | 1.062.865 | | |
| 1602 | 03 | | | | Taxe si tarife pentru eliberarea de licente si autorizatii de functionare | 2.228.000 | 2.228.000 | 3.192.388 | 1.685.539 | 1.506.849 | 473.388 | 14.250 | 2.704.750 | | |
| 1800 | 02 | | | | A6. ALTE IMPOZITE SI TAXE FISCALE | 42.000 | 42.000 | 68.212 | 15.717 | 52.495 | 47.282 | 399 | 20.531 | | |
| 1802 | | | | | ALTE IMPOZITE SI TAXE FISCALE | 42.000 | 42.000 | 68.212 | 15.717 | 52.495 | 47.282 | 399 | 20.531 | | |
| 2900 | 02 | | | | Alte impozite si taxe | 42.000 | 42.000 | 68.212 | 15.717 | 52.495 | 47.282 | 399 | 20.531 | | |
| 3000 | | | | | C. VENITURI NEFISCALE | 2.226.020 | 2.226.020 | 11.802.112 | 8.585.590 | 3.216.522 | 2.926.645 | 772.327 | 8.103.140 | | |
| 3002 | | | | | C1. VENITURI DIN PROPRIETATE | 905.020 | 905.020 | 6.075.352 | 4.942.851 | 1.132.501 | 1.253.865 | 762.500 | 4.058.987 | | |
| 3002 | 01 | | | | VENITURI DIN PROPRIETATE | 905.000 | 905.000 | 6.075.352 | 4.942.851 | 1.132.501 | 1.253.865 | 762.500 | 4.058.987 | | |
| | | | | | Varsaminte din profitul net al regiilor autonome | 192.000 | 192.000 | 476.655 | | 476.655 | 476.655 | | | | |
| 3002 | 05 | | | | Venituri din concesiuni si inchirieri | 695.000 | 695.000 | 5.566.622 | 4.930.954 | 635.668 | 759.469 | 762.500 | 4.044.653 | | |
| | | | | | Alte venituri din concesiuni si inchirieri de catre institutiile publice | 695.000 | 695.000 | 5.566.622 | 4.930.954 | 635.668 | 759.469 | 762.500 | 4.044.653 | | |
| 3002 | 08 | | | | Venituri din dividende | | | 7.800 | | 7.800 | 7.800 | | | | |
| | | | | | Venituri din dividende de la alti platitori | | | 7.800 | | 7.800 | 7.800 | | | | |
| 3002 | 50 | | | | Alte venituri din proprietate | 18.000 | 18.000 | 24.275 | 11.897 | 12.378 | 9.941 | | 14.334 | | |
| 3102 | | | | | VENITURI DIN DOBANZI | 20 | 20 | | | | | | | | |
| | | | | | Alte venituri din dobanzi | 20 | 20 | | | | | | | | |
| 3300 | 02 | | | | C2. VANZARI DE BUNURI SI SERVICII | 1.321.000 | 1.321.000 | 5.726.760 | 3.642.739 | 2.084.021 | 1.672.780 | 9.827 | 4.044.153 | | |
| 3302 | | | | | VENITURI DIN PRESTARI DE SERVICII SI ALTE ACTIVITATI | | | | | | | | | | |
| 3302 | 08 | | | | Venituri din prestari de servicii | 119.000 | 119.000 | 109.696 | 592 | 109.104 | 109.371 | | 325 | | |
| | | | | | Contributia persoanelor beneficiare | 108.000 | 108.000 | 106.405 | | 106.405 | 106.405 | | | | |



| Capi- tol | Sub- capi- tol | Pa- ra- gra- ful | Pa- ra- gra- ful | Ar- ti- col | Ali- ne- at | Denumire indicator | Prevederi bugetare initiale | | Prevederi bugetare definitive | | Drepturi constatate | | | Incasari realizate | Stingeri pe alte cai decat incasari | Drepturi constatate de incasat |
|--------------|----------------------|---------------------------|---------------------------|-------------------|-------------------|--|-----------------------------------|------------|-------------------------------------|------------------------|---------------------|---------|------------|-----------------------|---|--------------------------------------|
| | | | | | | | 1 | 2 | Total, din care: | din anii precedenti | din anul curent | 6 | 7 | | | |
| A | | | | | | B | 3=4+5 | 4 | 5 | 6 | 7 | 8=3-6-7 | | | | |
| 3302 | 28 | | | | | ale cantinelor de ajutor social | 3.000 | 3.000 | 2.699 | | 2.699 | | 2.699 | | | 325 |
| 3302 | 50 | | | | | Venituri din recuperarea cheltuielilor de judecata, imputatii si despagubiri | 7.000 | 7.000 | 592 | 592 | | | 267 | | | |
| 3402 | | | | | | Alte venituri din prestari de servicii si alte activitati | 1.000 | 1.000 | | | | | | | | |
| 3402 | | | | | | VENITURI DIN TAXE ADMINISTRATIVE, ELIBERARI PERMISE | 263.000 | 263.000 | 273.799 | | 273.799 | | 273.799 | 173 | | |
| 3402 | 02 | | | | | Taxe extrajudiciare de timbru | 263.000 | 263.000 | 273.799 | | 273.799 | | 273.799 | 173 | | |
| 3502 | | | | | | AMENZI, PENALITATI SI CONFISCARI | 680.000 | 680.000 | 4.924.436 | 3.615.950 | 1.308.486 | | 903.050 | 8.860 | | 4.012.526 |
| 3502 | 01 | | | | | Venituri din amenzi si alte sanctiuni aplicate potrivit dispozitiilor legale | 680.000 | 680.000 | 4.924.436 | 3.615.950 | 1.308.486 | | 903.050 | 8.860 | | 4.012.526 |
| 3502 | 01 | 02 | | | | Venituri din amenzi si alte sanctiuni aplicate de catre alte institutii de specialitate | 680.000 | 680.000 | 4.924.436 | 3.615.950 | 1.308.486 | | 903.050 | 8.860 | | 4.012.526 |
| 3602 | | | | | | DIVERSE VENITURI | 259.000 | 259.000 | 418.829 | 26.197 | 392.632 | | 386.733 | 794 | | 31.302 |
| 3602 | 05 | | | | | Varsaminte din veniturile si/sau disponibilitatile institutiilor publice | 680.000 | 680.000 | 4.924.436 | 3.615.950 | 1.308.486 | | 903.050 | 8.860 | | 4.012.526 |
| 3602 | 06 | | | | | Taxe speciale | 22.000 | 22.000 | 33.250 | | 33.250 | | 32.846 | 404 | | |
| 3702 | 03 | | | | | Venituri din ajutoare de stat recuperate | 237.000 | 196.000 | 31.580 | 26.109 | 5.471 | | 353.887 | 390 | | 31.190 |
| 3702 | 04 | | | | | Alte venituri | 237.000 | 196.000 | 353.999 | 88 | 353.911 | | 353.887 | | | 112 |
| 3702 | 04 | | | | | Varsaminte din sectiunea de functionare pentru finantarea sectiunii de dezvoltare a bugetului local(cu semnul minus) | -7.981.180 | -6.260.860 | -2.033.204 | | -2.033.204 | | -2.033.204 | | | |
| 3900 | 02 | | | | | Varsaminte din sectiunea de functionare | 7.981.180 | 6.260.860 | 2.033.204 | | 2.033.204 | | 2.033.204 | | | |
| 3902 | | | | | | II. VENITURI DIN CAPITAL | | | 2.037 | | 2.037 | | 2.037 | | | |
| 3902 | | | | | | VENITURI DIN VALORIFICAREA UNOR BUNURI | | | 2.037 | | 2.037 | | 2.037 | | | |




| Capi- tol | Sub- capi- tol | Pa- ra- gra- ful | Ar- ti- col | Ali- ne- at | Denumire indicator | Prevederi bugetare initiale | Prevederi bugetare definitive | Drepturi constatate | | Incasari realizate | Singeri pe alte cai decat incasari | Drepturi constatate de incasat | |
|--------------|----------------------|---------------------------|-------------------|-------------------|---|-----------------------------------|-------------------------------------|---------------------|------------------------|-----------------------|--|--------------------------------------|---------|
| | | | | | | | | Total, din care: | din anii precedenti | | | | |
| A | | | | | B | 1 | 2 | 3=4+5 | 4 | 5 | 6 | 7 | 8=3-6-7 |
| 3902 | 03 | | | | Venuri din vanzarea locuintelor construite din fondurile statului | | | | | | | | |
| 4100 | 02 | | | | IV. SUBVENTII | 1.022.730 | 2.878.890 | 2.037 | 2.037 | 2.037 | 2.037 | | |
| 4200 | | | | | SUBVENTII DE LA ALTE NIVELE ALE ADMINISTRATIEI PUBLICE | 1.022.730 | 2.878.890 | 1.325.382 | 1.325.382 | 1.325.382 | 1.325.382 | | |
| 4202 | | | | | SUBVENTII DE LA BUGETUL DE STAT | 187.330 | 1.844.420 | 319.239 | 319.239 | 319.239 | 319.239 | | |
| 4202 | 18 | | | | Subventii din veniturile proprii ale Ministerului Sanatatii catre bugetele locale pentru finantarea investitiilor in sanatate | | 1.415.000 | | | | | | |
| 4202 | 18 | 01 | | | Subventii din veniturile proprii ale Ministerului Sanatatii catre bugetele locale pentru finantarea aparatului medicale si echipamentelor de comuni- catii in urgenta in sanatate | | 1.415.000 | | | | | | |
| 4202 | 20 | | | | Subventii de la bugetul de stat catre bugetele locale necesare sustinerii derularii proiectelor finantate din fonduri externe nerambursabile(FEN) postaderare | 136.330 | 378.420 | 286.635 | 286.635 | 286.635 | 286.635 | | |
| 4202 | 34 | | | | Subventii pentru acordarea ajutorului pentru incalzirea locuintei cu lemne, carbuni,combustibili petrolieri | 20.000 | 20.000 | 12.962 | 12.962 | 12.962 | 12.962 | | |
| 4202 | 41 | | | | Subventii de la bugetul de stat pentru finantarea sanatatii | 31.000 | 31.000 | 19.642 | 19.642 | 19.642 | 19.642 | | |
| 4302 | | | | | SUBVENTII DE LA ALTE ADMINISTRATII | 835.400 | 1.034.470 | 1.006.143 | 1.006.143 | 1.006.143 | 1.006.143 | | |





| Capi- tol | Sub- pa- ra- graf | Gru- pa/ Titlu col | Ali- ne- at | Denumire indicator | Prevederi bugetare initiale | Prevederi bugetare definitive | Drepturi constatate | | Incasari realizate | Stingeri pe alte cai decat incasari | Drepturi constatate de incasari | |
|--------------|----------------------------|-----------------------------|-------------------|---|-----------------------------------|-------------------------------------|---------------------|--------------------|-----------------------|---|---------------------------------------|---------|
| | | | | | | | Total, din care: | din anul curent | | | | |
| A | | | | B | 1 | 2 | 3=4+5 | 4 | 5 | 6 | 7 | 8=3-6-7 |
| 4302 | 23 | | | Subventii primite din bugetul judetului pentru clasele de invatamant special organizate in cadrul unitatilor de invatamant de masa | 835.400 | 1.034.470 | 1.006.143 | | 1.006.143 | 1.006.143 | | |
| 4502 | 02 | | | SUME PRIMITE DE LA UE/ALTI DONATORI IN CONTUL PLATILOR EFECTUATE SI PREFINANTARI | 772.760 | 1.802.650 | 1.365.441 | | 1.365.441 | 1.365.441 | | |
| | | | | Fondul Social European | 772.760 | 1.802.650 | 1.365.441 | | 1.365.441 | 1.365.441 | | |
| | | | | Sume primite in contul platilor efectuate in anul curent | 772.760 | 1.802.650 | 1.365.441 | | 1.365.441 | 1.365.441 | | |

Prin Ar
ADRIAN TRESCĂDEAN DANCIU


DIRECTOR EXECUTIV,
CARTONER HUMANITARA ROMANA


DET BCF
CASA SIMONA



IMBROCFIIT,





CONTUL DE EXECUTIE AL BUGETULUI LOCAL - VENITURI
 SECTIUNEA DE FUNCTIONARE
 31.12.2015


| Capi- tol | Sub- pa- ra- gra- ful | Pa- ra- gra- ful | Ar- ti- col | Ali- ne- at | Denumire indicator | Prevederi bugetare | | Prevederi bugetare definitive | Drepturi constatate | | | Incasari realizate | Stingeri pe alte cai decat incasari | Drepturi constatate de incasat |
|--------------|-----------------------------------|---------------------------|-------------------|-------------------|---|-----------------------|------------|-------------------------------------|---------------------|-----------------------------|-------------------------|-----------------------|---|--------------------------------------|
| | | | | | | 1 | 2 | | Total, din care: | 4 din anii precedenti | 5 din anul curent | | | |
| A | | | | | B | 1 | 2 | 3=4+5 | 4 | 5 | 6 | 7 | 8=3-6-7 | |
| 0001 | 02 | | | | TOTAL VENITURI-BUGET LOCAL | 44.747.240 | 50.487.580 | 82.531.555 | 22.687.371 | 59.844.184 | 53.481.604 | 901.695 | 28.148.256 | |
| 0002 | | | | | I. VENITURI CURENTE | 43.860.840 | 49.402.110 | 81.492.808 | 22.687.371 | 58.805.437 | 52.442.857 | 901.695 | 28.148.256 | |
| 0003 | | | | | A. VENITURI FISCALE | 49.616.000 | 53.436.950 | 71.723.900 | 14.101.781 | 57.622.119 | 51.549.416 | 129.368 | 20.045.116 | |
| 0004 | | | | | A1. IMPOZIT PE VENIT, PROFIT SI CASTIGURI DIN CAPITAL | 18.280.000 | 19.106.950 | 19.192.454 | | 19.192.454 | 19.192.454 | 409.041 | | |
| 0300 | | | | | A1.2 IMPOZIT PE VENIT, PROFIT SI CASTIGURI DIN CAPITAL DE LA PERSOANE FIZICE | 18.280.000 | 19.106.950 | 19.192.454 | | 19.192.454 | 19.192.454 | 409.041 | | |
| 0302 | | | | | IMPOZIT PE VENIT | 373.000 | 373.000 | 409.041 | | 409.041 | 409.041 | | | |
| 18 | | | | | Impozitul pe veniturile din transferul proprietatilor imobiliare din patrimoniul personal | 373.000 | 373.000 | 409.041 | | 409.041 | 409.041 | | | |
| 0402 | | | | | COTE SI SUME DEFALCATE DIN IMPOZITUL PE VENIT | 17.907.000 | 18.733.950 | 18.783.413 | | 18.783.413 | 18.783.413 | | | |
| 01 | | | | | Cote defalcate din impozitul pe venit | 17.907.000 | 18.733.950 | 18.783.413 | | 18.783.413 | 18.783.413 | | | |
| 04 | | | | | Sume alocate din cotele defalcate din impozitul pe venit pentru echilibrarea bugetelor locale | | 7.400 | 7.391 | | 7.391 | 7.391 | | | |
| 0700 | 02 | | | | A3 IMPOZITE SI TAXE PE PROPRIETATE | 8.402.000 | 8.402.000 | 22.814.380 | 9.929.579 | 12.884.801 | 8.548.025 | 84.152 | 14.182.203 | |
| 0702 | | | | | IMPOZITE SI TAXE PE PROPRIETATE | 8.402.000 | 8.402.000 | 22.814.380 | 9.929.579 | 12.884.801 | 8.548.025 | 84.152 | 14.182.203 | |
| 01 | | | | | Impozit si taxa pe cladiri | 6.246.000 | 6.246.000 | 19.103.278 | 8.543.929 | 10.559.349 | 6.498.034 | 12.403 | 12.592.841 | |
| 01 | | | | | Impozit pe cladiri de la persoane fizice | 1.249.000 | 1.249.000 | 3.244.439 | 1.278.515 | 1.965.924 | 1.705.851 | 7.396 | 1.531.192 | |
| 02 | | | | | Impozit si taxa pe cladiri de la persoane juridice | 4.997.000 | 4.997.000 | 15.858.839 | 7.265.414 | 8.593.425 | 4.792.183 | 5.007 | 11.061.649 | |
| 02 | | | | | Impozit si taxa pe teren | 1.957.000 | 1.957.000 | 3.356.544 | 1.326.035 | 2.030.509 | 1.824.422 | 22.417 | 1.509.705 | |
| 01 | | | | | Impozit pe terenuri de la persoane | | | | | | | | | |





| Capi- tol | Sub- capi- tol | Pa- ra- gra- ful | Gru- pa/ Titlu col at | Ali- ne- at | Denumire indicator | Prevederi bugetare | | Prevederi bugetare definitive | Drepturi constatate | | Incasari realizate | Stingeri pe alte cai decat incasari | Drepturi constatate de incasat |
|--------------|----------------------|---------------------------|-----------------------------------|-------------------|--|-----------------------|------------|-------------------------------------|---------------------|------------------------|-----------------------|---|--------------------------------------|
| | | | | | | 1 | 2 | | Total, din care: | din anii precedenti | | | |
| A | | | | | | 1 | 2 | 3=4+5 | 4 | 5 | 6 | 7 | 8-3-6-7 |
| 1602 | 02 | | | | deinute persoane de juridice*) | 1.244.000 | 1.244.000 | 2.247.270 | 868.019 | 1.379.251 | 1.172.148 | 12.257 | 1.062.865 |
| | 03 | | | | Taxe si tarife pentru eliberarea de licente si autorizatii de functionare | 2.228.000 | 2.228.000 | 3.192.388 | 1.685.539 | 1.506.849 | 473.388 | 14.250 | 2.704.750 |
| 1800 | 02 | | | | A6. ALTE IMPOZITE SI TAXE FISCALE | 42.000 | 42.000 | 68.212 | 15.717 | 52.495 | 47.282 | 399 | 20.531 |
| 1802 | | | | | ALTE IMPOZITE SI TAXE FISCALE | 42.000 | 42.000 | 68.212 | 15.717 | 52.495 | 47.282 | 399 | 20.531 |
| | 50 | | | | Alte impozite si taxe | 42.000 | 42.000 | 68.212 | 15.717 | 52.495 | 47.282 | 399 | 20.531 |
| 2900 | 02 | | | | C. VENITURI NEFISCALE | -5.755.160 | -4.034.840 | 9.768.908 | 8.585.590 | 1.183.318 | 893.441 | 772.327 | 8.103.140 |
| 3000 | | | | | C1. VENITURI DIN PROPRIETATE | 905.020 | 905.020 | 6.075.352 | 4.942.851 | 1.132.501 | 1.253.865 | 762.500 | 4.058.987 |
| 3002 | | | | | VENITURI DIN PROPRIETATE | 905.000 | 905.000 | 6.075.352 | 4.942.851 | 1.132.501 | 1.253.865 | 762.500 | 4.058.987 |
| | 01 | | | | Varsaminte din profitul net al regiilor autonome | 192.000 | 192.000 | 476.655 | | 476.655 | 476.655 | | |
| | 05 | | | | Venituri din concesiuni si inchirieri | 695.000 | 695.000 | 5.566.622 | 4.930.954 | 635.668 | 759.469 | 762.500 | 4.044.653 |
| | 30 | | | | Alte venituri din concesiuni si inchirieri de catre institutiile publice | 695.000 | 695.000 | 5.566.622 | 4.930.954 | 635.668 | 759.469 | 762.500 | 4.044.653 |
| | 08 | | | | Venituri din dividende | 695.000 | 695.000 | 5.566.622 | 4.930.954 | 635.668 | 759.469 | 762.500 | 4.044.653 |
| | 02 | | | | Venituri din dividende de la alti platitori | | | 7.800 | | 7.800 | 7.800 | | |
| | 50 | | | | Alte venituri din proprietate | 18.000 | 18.000 | 24.275 | 11.897 | 12.378 | 7.800 | | 14.334 |
| 3102 | | | | | VENITURI DIN DOBANZI | 20 | 20 | | | | | | |
| | 03 | | | | Alte venituri din dobanzi | 20 | 20 | | | | | | |
| 3300 | 02 | | | | C2. VANZARI DE BUNURI SI SERVICII | -6.660.180 | -4.939.860 | 3.693.556 | 3.642.739 | 50.817 | -360.424 | 9.827 | 4.044.153 |
| 3302 | | | | | VENITURI DIN PRESTARI DE SERVICII SI ALTE ACTIVITATI | 119.000 | 119.000 | 109.696 | 592 | 109.104 | 109.371 | | 325 |
| | 08 | | | | Venituri din prestari de servicii | 108.000 | 108.000 | 106.405 | | 106.405 | 106.405 | | |
| | 12 | | | | Contributia persoanelor beneficiare ale cantinelor de ajutor social | 3.000 | 3.000 | 2.699 | | 2.699 | 2.699 | | |






| Capi-Sub- tol | Pa- ra- gra- ful | Ar- ti- col | Al- ne- at | Denumire indicator | 1 | 2 | Drepturi constatate | | 6 | 7 | 8=3-6-7 |
|------------------|---------------------------|-------------------|------------------|--|---------|-----------|---------------------|------------------------|-----------|-----------|---------|
| | | | | | | | Total, din care: | din anii precedenti | | | |
| A | | | | B | 1 | 2 | 3=4+5 | 4 | 5 | 6 | 7 |
| 4200 | 02 | | | ADMINISTRATIEI PUBLICE | 886.400 | 1.085.470 | 1.038.747 | | 1.038.747 | 1.038.747 | |
| 4202 | | | | SUBVENTII DE LA BUGETUL DE STAT | 51.000 | 51.000 | 32.604 | | 32.604 | 32.604 | |
| | 34 | | | Subventii pentru acordarea ajutorului pentru incalzirea locuintei cu lemne, carbuni, combustibili petrolieri | 20.000 | 20.000 | 12.962 | | 12.962 | 12.962 | |
| | 41 | | | Subventii de la bugetul de stat pentru finantarea sanatatii | 31.000 | 31.000 | 19.642 | | 19.642 | 19.642 | |
| 4302 | | | | SUBVENTII DE LA ALTE ADMINISTRATII | 835.400 | 1.034.470 | 1.006.143 | | 1.006.143 | 1.006.143 | |
| | 23 | | | Subventii primite de invatamant special organizate in cadrul unitatilor de invatamant de masa | 835.400 | 1.034.470 | 1.006.143 | | 1.006.143 | 1.006.143 | |

PRIMITA

ADRIAN ALEXANDRU DANCIU




DEF BCF


CĂMĂ SIMONA


DIRECTOR EXECUTIV,
CĂMĂRĂ JURIDICĂ ROMÂNĂ

INOCENȚI




| Capi- tol | Sub- capi- tol | Pa- ra- graf | Gr- pa / Titlu | Ar- ti- col | Al- ne- at | Denumire indicator | Credite de angajament | Credite bugetare | | Angajamente bugetare | Angajamente legale | Plati efectuate | Angajamente legale de platit | Cheltuieli efective |
|--------------|----------------------|--------------------|----------------------|-------------------|------------------|---|--------------------------|------------------|------------|-------------------------|-----------------------|--------------------|------------------------------------|------------------------|
| | | | | | | | | initiale | definitive | | | | | |
| A | | | | | | B | 1 | 2 | 3 | 4 | 5 | 6 | 7-5-6 | 8 |
| 0 | | | | | | TOTAL JUDET | | | | | | | | |
| 5002 | | | | | | TOTAL CHELTUIELI | | 63.369.750 | 70.076.750 | 57.763.514 | 57.763.514 | 57.679.768 | 83.746 | 48.167.261 |
| 5100 | 02 | | | | | Partea I-a SERVICII PUBLICE GENERALE | | 9.132.120 | 8.817.720 | 7.703.061 | 7.703.061 | 7.624.458 | 78.603 | 6.826.341 |
| 5102 | | | | | | AUTORITATI PUBLICE SI ACTIUNI EXTERNE | | 4.727.350 | 5.531.380 | 4.677.217 | 4.677.217 | 4.598.614 | 78.603 | 3.796.738 |
| 01 | | | | | | Autoritati executive si legislative | | 4.727.350 | 5.531.380 | 4.677.217 | 4.677.217 | 4.598.614 | 78.603 | 3.796.738 |
| 03 | | | | | | Autoritati executive | | 4.727.350 | 5.531.380 | 4.677.217 | 4.677.217 | 4.598.614 | 78.603 | 3.796.738 |
| 5402 | | | | | | ALTE SERVICII PUBLICE GENERALE | | 3.834.770 | 2.620.340 | 2.475.508 | 2.475.508 | 2.475.508 | 78.603 | 2.477.733 |
| 05 | | | | | | Fond de rezerva bugetara la dispozitia autoritatilor locale | | 2.595.740 | 98.380 | | | | | |
| 5402 | 10 | | | | | Servicii publice comunitare de evidenta a persoanelor | | 284.970 | 296.370 | 259.915 | 259.915 | 259.915 | | 262.140 |
| 5402 | 50 | | | | | Alte servicii publice generale | | 994.060 | 2.225.590 | 2.215.593 | 2.215.593 | 2.215.593 | | 2.215.593 |
| 5502 | | | | | | TRANZACTII PRIVIND DATORIA PUBLICA SI IMPRUMUTURI | | 570.000 | 666.000 | 550.336 | 550.336 | 550.336 | | 551.870 |
| 6000 | 02 | | | | | Partea II-a APARARE, ORDINE PUBLICA SI SIGURANTA NATIONALA | | 2.340.270 | 2.250.420 | 2.063.316 | 2.063.316 | 2.058.173 | 5.143 | 1.008.987 |
| 6102 | | | | | | ORDINE PUBLICA SI SIGURANTA NATIONALA | | 2.340.270 | 2.250.420 | 2.063.316 | 2.063.316 | 2.058.173 | 5.143 | 1.008.987 |
| 03 | | | | | | Ordine publica | | 748.410 | 765.410 | 636.373 | 636.373 | 633.271 | 3.102 | 685.075 |
| 04 | | | | | | Politie comunitara | | 748.410 | 765.410 | 636.373 | 636.373 | 633.271 | 3.102 | 685.075 |
| 05 | | | | | | Protectie civila si protectia contra incendiilor (protectie civila nonmilitara) | | | | | | | | |
| 6500 | 02 | | | | | Partea III-a CHELTUIELI SOCIAL-CULTURALE | | 1.591.860 | 1.485.010 | 1.426.943 | 1.426.943 | 1.424.902 | 2.041 | 323.912 |
| 6502 | | | | | | INVATAMANT | | 27.627.240 | 34.405.480 | 31.149.367 | 31.149.367 | 31.149.367 | | 31.494.946 |
| 03 | | | | | | Invatamant prescolar si primar | | 19.011.640 | 22.800.740 | 22.114.021 | 22.114.021 | 22.114.021 | | 22.360.697 |
| 01 | | | | | | Invatamant prescolar | | 5.279.050 | 6.341.210 | 6.234.555 | 6.234.555 | 6.234.555 | | 6.457.611 |
| | | | | | | | | 2.559.630 | 3.052.320 | 2.990.923 | 2.990.923 | 2.990.923 | | 3.027.479 |






| Capi- tol | Sub- capi- tol | Pa- ra- graf | Caru- pa / Titlu | Ali- ne- at | Denumire indicator | Credite de angajament | Credite bugetare | | Angajamente bugetare | Angajamente legale | Plati efectuate | Angajamente legale de platit | Cheltuieli efective |
|--------------|----------------------|--------------------|------------------------|-------------------|--|--------------------------|------------------|------------|-------------------------|-----------------------|--------------------|------------------------------------|------------------------|
| | | | | | | | initiale | definitive | | | | | |
| A | | | | | B | 1 | 2 | 3 | 4 | 5 | 6 | 7=5-6 | 8 |
| 6802 | 05 | 02 | | | invaliditati | | 1.751.000 | 2.193.000 | 2.182.077 | 2.182.077 | 2.182.077 | 2.182.077 | 2.225.709 |
| | 10 | | | | Asistenta sociala in caz de invaliditate | | 1.751.000 | 2.193.000 | 2.182.077 | 2.182.077 | 2.182.077 | 2.182.077 | 2.225.709 |
| | 15 | | | | Ajutoare pentru locuinte | | 30.000 | 23.000 | 12.962 | 12.962 | 12.962 | 12.962 | 11.300 |
| | 01 | | | | Prevenirea excluderii sociale | | 223.000 | 187.000 | 153.699 | 153.699 | 153.699 | 153.699 | 154.319 |
| | 02 | | | | Ajutor social | | 135.000 | 109.000 | 87.779 | 87.779 | 87.779 | 87.779 | 87.823 |
| | 50 | | | | Cantine de ajutor social | | 88.000 | 78.000 | 65.920 | 65.920 | 65.920 | 65.920 | 66.496 |
| | | | | | Alte cheltuieli in domeniul asigurarilor si asistentei sociale | | 1.415.500 | 1.364.500 | 1.322.586 | 1.322.586 | 1.322.586 | 1.322.586 | 1.365.809 |
| 6802 | 50 | 50 | | | Alte cheltuieli in domeniul asistentei sociale | | 1.415.500 | 1.364.500 | 1.322.586 | 1.322.586 | 1.322.586 | 1.322.586 | 1.365.809 |
| 7000 | 02 | | | | Partea IV-a SERVICII SI DEZVOLTARE PUBLICA, LOCUINTE, MEDIU SI APE | | 11.098.470 | 13.717.740 | 9.811.399 | 9.811.399 | 9.811.399 | 9.811.399 | 8.836.987 |
| 7002 | | | | | LOCUINTE, SERVICII SI DEZVOLTARE | | 9.840.620 | 12.642.820 | 9.298.759 | 9.298.759 | 9.298.759 | 9.298.759 | 8.623.136 |
| | 03 | | | | Locuinte | | | 9.800 | | | | | |
| | 01 | | | | Dezvoltarea sistemului de locuinte | | | 9.800 | | | | | |
| | 05 | | | | Alimentare cu apa si amenajari hidrotehnice | | 1.398.210 | 1.359.490 | 393.773 | 393.773 | 393.773 | 393.773 | |
| | 01 | | | | Alimentare cu apa | | 1.398.210 | 1.359.490 | 393.773 | 393.773 | 393.773 | 393.773 | |
| | 06 | | | | Iluminat public si electrificari | | 442.410 | 283.050 | 281.850 | 281.850 | 281.850 | 281.850 | |
| | 50 | | | | Alte servicii in domeniile locuintelor, serviciilor si dezvoltarii comunale | | 8.000.000 | 10.990.480 | 8.623.136 | 8.623.136 | 8.623.136 | 8.623.136 | 8.623.136 |
| 7402 | | | | | PROTECTIA MEDIULUI | | 1.257.850 | 1.074.920 | 512.640 | 512.640 | 512.640 | 512.640 | 213.851 |
| | 05 | | | | Salubritate si gestiunea deseurilor | | | 213.860 | 213.851 | 213.851 | 213.851 | 213.851 | 213.851 |
| | 02 | | | | Colectarea, tratarea si distrugerea deseurilor | | | 213.860 | 213.851 | 213.851 | 213.851 | 213.851 | 213.851 |
| 7402 | 06 | | | | Canalizarea si tratarea apelor reziduale | | 1.257.850 | 861.060 | 298.789 | 298.789 | 298.789 | 298.789 | 213.851 |
| 8000 | 02 | | | | Partea V-a ACTIUNI ECONOMICE | | 13.171.650 | 10.885.390 | 7.036.371 | 7.036.371 | 7.036.371 | 7.036.371 | 213.851 |




| Capi- tol | Sub- capi- tol | Pa- ra- graf | Gru- pa / Titlu | Ar- ti- col | Ali- ne- at | Denumire indicator | Credite de angajament | Credite bugetare | | Angajamente bugetare | Angajamente legale | Plati efectuate | Angajamente legale de platit | Cheltuieli efective |
|--------------|----------------------|--------------------|-----------------------|-------------------|-------------------|--------------------|--------------------------|------------------|------------|-------------------------|-----------------------|--------------------|------------------------------------|------------------------|
| | | | | | | | | initiale | definitive | | | | | |
| | | | A | | | B | 1 | 2 | 3 | 4 | 5 | 6 | 7=5-6 | 8 |
| 8402 | | | | | | TRANSPORTURI | | 13.171.650 | 10.885.390 | 7.036.371 | 7.036.371 | 7.036.371 | | |
| | 03 | | | | | Transport rutier | | 13.171.650 | 10.885.390 | 7.036.371 | 7.036.371 | 7.036.371 | | |
| | | 03 | | | | Strazi | | 13.171.650 | 10.885.390 | 7.036.371 | 7.036.371 | 7.036.371 | | |



DETALIEREA CHELTUIELILOR


- buget local -
31.12.2015

| Capi- tol | Sub- capi- tol | Pa- ra- graf | Grup- pa / Titlu | Ar- ti- col | Al- ne- at | Denumire indicator | Credite de angajament | Credite bugetare | | Angajamente bugetare | Angajamente legale | Plati efectuate | Angajamente legale de platit | Cheltuieli efective |
|--------------|----------------------|--------------------|------------------------|-------------------|------------------|---|--------------------------|------------------|------------|-------------------------|-----------------------|--------------------|------------------------------------|------------------------|
| | | | | | | | | 2 | 3 | | | | | |
| A | | | | | | B | 1 | 2 | 3 | 4 | 5 | 6 | 7=5-6 | 8 |
| 0 | | | | | | TOTAL JUDET | | | | | | | | |
| 5002 | | | 01 | | | TOTAL CHELTUIELI | | 63.369.750 | 70.076.750 | 57.763.514 | 57.763.514 | 57.679.768 | 83.746 | 48.167.261 |
| | | | 10 | | | CHELTUIELI CURENTE | | 43.510.300 | 52.903.030 | 46.438.403 | 46.438.403 | 46.354.657 | 83.746 | 46.560.236 |
| | | | 10 | 01 | | TITLUL I CHELTUIELI DE PERSONAL | | 20.103.000 | 23.432.070 | 23.008.280 | 23.008.280 | 23.008.280 | | 23.484.018 |
| | | | 10 | 01 | 01 | Cheltuieli salariale in bani | | 16.338.490 | 18.826.670 | 18.616.577 | 18.616.577 | 18.616.577 | | 19.018.447 |
| | | | 10 | 01 | 05 | Salarii de baza | | 15.147.660 | 17.672.020 | 17.520.432 | 17.520.432 | 17.520.432 | | 17.900.228 |
| | | | 10 | 01 | 06 | Sporuri pentru conditii de munca | | 19.000 | 40.700 | 18.542 | 18.542 | 18.542 | | 35.418 |
| | | | 10 | 01 | 10 | Alte sporuri | | 26.150 | 24.660 | 23.697 | 23.697 | 23.697 | | 23.682 |
| | | | 10 | 01 | 11 | Fond pentru posturi ocupate prin cumul | | 25.880 | 29.240 | 29.127 | 29.127 | 29.127 | | 26.330 |
| | | | 10 | 01 | 12 | Fond aferent platii cu ora | | 561.600 | 608.060 | 605.218 | 605.218 | 605.218 | | 622.969 |
| | | | 10 | 02 | | Indemnizatii platite unor persoane din afara unitatii | | 156.000 | 144.000 | 142.396 | 142.396 | 142.396 | | 142.875 |
| | | | 10 | 01 | 13 | Indemnizatii de delegare | | 21.800 | 21.230 | 9.633 | 9.633 | 9.633 | | 9.633 |
| | | | 10 | 01 | 30 | Alte drepturi salariale in bani | | 380.400 | 286.760 | 267.532 | 267.532 | 267.532 | | 257.312 |
| | | | 10 | 02 | | Cheltuieli salariale in natura | | | 79.000 | 73.898 | 73.898 | 73.898 | | 91.138 |
| | | | 10 | 02 | 02 | Norme de hrana | | | 79.000 | 73.898 | 73.898 | 73.898 | | 91.138 |
| | | | 10 | 03 | | Contributii | | 3.764.510 | 4.526.400 | 4.317.805 | 4.317.805 | 4.317.805 | | 4.374.433 |
| | | | 10 | 03 | 01 | Contributii de asigurari sociale de stat | | | | | | | | |
| | | | 10 | 03 | 02 | Contributii de asigurari de somaj | | 2.572.280 | 3.127.660 | 3.074.132 | 3.074.132 | 3.074.132 | | 3.127.413 |
| | | | 10 | 03 | 03 | Contributii de asigurari sociale de sanatate | | 89.980 | 106.350 | 87.003 | 87.003 | 87.003 | | 89.005 |
| | | | 10 | 03 | 04 | Contributii de asigurari pentru accidente de munca si boli profesionale | | 866.220 | 990.740 | 961.980 | 961.980 | 961.980 | | 983.050 |
| | | | 10 | 03 | 06 | Contributii pentru concedii si indemnizatii | | 35.660 | 48.880 | 30.618 | 30.618 | 30.618 | | 31.274 |
| | | | | | | | | 200.370 | 252.770 | 164.072 | 164.072 | 164.072 | | 143.691 |




| Capi- tol | Sub- capi- tol | Pa- ra- graf | Gru- pa / Titlu | Ar- ti- col | Ali- ne- at | Denumire indicator | Credite de angajament | Credite bugetare | | Angajamente legale | Plati efectuate | Angajamente legale de platit | Cheltuieli efective | |
|--------------|----------------------|--------------------|-----------------------|-------------------|-------------------|--|--------------------------|------------------|------------|-----------------------|--------------------|------------------------------------|------------------------|---|
| | | | | | | | | initiale | definitive | | | | | |
| A | | | | | | B | 1 | 2 | 3 | 4 | 5 | 6 | 7=5-6 | 8 |
| | | | 20 | | | TITLUL II BUNURI SI SERVICII | | | | | | | | |
| | | | 20 | 01 | | Bunuri si servicii | | 5.565.000 | 6.382.940 | 5.321.770 | 5.238.024 | 83.746 | 4.966.031 | |
| | | | 20 | 01 | 01 | Furnituri de birou | | 2.868.430 | 3.149.200 | 2.743.464 | 2.736.713 | 6.751 | 2.722.710 | |
| | | | 20 | 01 | 02 | Materiale pentru curatenie | | 152.200 | 221.470 | 184.781 | 184.781 | | 175.705 | |
| | | | 20 | 01 | 03 | Incalzit, iluminat si forta motrica | | 107.550 | 109.650 | 98.267 | 98.267 | | 93.416 | |
| | | | 20 | 01 | 04 | Apa, canal si salubritate | | 1.177.930 | 1.319.400 | 1.174.013 | 1.174.013 | | 1.160.228 | |
| | | | 20 | 01 | 05 | Carburanti si lubrifianti | | 184.700 | 171.950 | 149.101 | 148.824 | | 150.023 | |
| | | | 20 | 01 | 06 | Piese de schimb | | 145.600 | 146.600 | 109.292 | 102.857 | | 103.306 | |
| | | | 20 | 01 | 07 | Transport | | 66.000 | 49.600 | 35.280 | 35.280 | | 35.280 | |
| | | | 20 | 01 | 08 | Posta, telecomunicatii, radio, tv, internet | | 189.000 | 196.400 | 189.805 | 189.805 | | 189.805 | |
| | | | 20 | 01 | 09 | Materiale si prestari de servicii cu caracter functional | | 173.350 | 157.340 | 142.479 | 142.479 | | 140.182 | |
| | | | 20 | 01 | 30 | Alte bunuri si servicii pentru intretinere si functionare | | 251.100 | 334.800 | 274.395 | 274.395 | | 274.314 | |
| | | | 20 | 02 | | Reparatii curente | | 421.000 | 441.990 | 386.051 | 386.012 | 39 | 400.451 | |
| | | | 20 | 03 | | Hrana | | 127.400 | 385.830 | 370.679 | 370.679 | | 370.818 | |
| | | | 20 | 03 | 01 | Hrana pentru oameni | | 316.000 | 249.000 | 208.892 | 208.892 | | 210.132 | |
| | | | 20 | 03 | 02 | Hrana pentru animale | | 314.000 | 247.000 | 208.892 | 208.892 | | 210.132 | |
| | | | 20 | 04 | | Medicamente si materiale sanitare | | 2.000 | 2.000 | | | | | |
| | | | 20 | 04 | 01 | Medicamente | | 16.000 | 17.000 | 8.085 | 8.085 | | 7.754 | |
| | | | 20 | 04 | 02 | Materiale sanitare | | 13.000 | 11.000 | 3.323 | 3.323 | | 3.323 | |
| | | | 20 | 05 | | Bunuri de natura obiectelor de inventar | | 3.000 | 6.000 | 4.762 | 4.762 | | 4.431 | |
| | | | 20 | 05 | 01 | Uniforme si echipament | | 125.110 | 509.230 | 376.304 | 376.304 | | 91.522 | |
| | | | 20 | 05 | 03 | Lenjerie si accesorii de pat | | 26.500 | 41.500 | 5.334 | 5.334 | | | |
| | | | 20 | 05 | 30 | Alte obiecte de inventar | | 12.000 | 22.200 | 12.582 | 12.582 | | 15.807 | |
| | | | | | | | | 86.610 | 445.530 | 358.388 | 358.388 | | 75.715 | |


| Capi- tol | Sub- capi- tol | Pa- ra- graf | Gru- pa / Titlu col | Ar- ti- col | Ali- ne- at | Denumire indicator | Credite de angajament | Credite bugetare | | Angajamente legale | Plati efectuate | Angajamente legale de platit | Cheltuieli efective | |
|--------------|----------------------|--------------------|------------------------------|-------------------|-------------------|--|--------------------------|------------------|-----------|-----------------------|--------------------|------------------------------------|------------------------|----------|
| | | | | | | | | 2 | 3 | | | | | |
| | | | A | | | B | 1 | 2 | 3 | 4 | 5 | 6 | 7=5-6 | 8 |
| | | | 20 06 | | | Deplasari, detasari, transferari | | 348.760 | 423.160 | 375.328 | 375.328 | 375.328 | | 374.021 |
| | | | 20 06 01 | | | Deplasari interne, detasari, transferari | | 277.260 | 411.660 | 369.321 | 369.321 | 369.321 | | 368.193 |
| | | | 20 06 02 | | | Deplasari in strainatate | | 71.500 | 11.500 | 6.007 | 6.007 | 6.007 | | 5.828 |
| | | | 20 11 | | | Carti, publicatii si materiale documentare | | 13.000 | 12.400 | 8.247 | 8.247 | 8.247 | | 8.247 |
| | | | 20 12 | | | Consultanta si expertiza | | 190.000 | 130.000 | 2.000 | 2.000 | 2.000 | | 2.000 |
| | | | 20 13 | | | Pregatire profesionala | | 175.700 | 126.630 | 106.138 | 106.138 | 106.138 | | 106.138 |
| | | | 20 14 | | | Protectia muncii | | 2.000 | 2.000 | 500 | 500 | 500 | | 500 |
| | | | 20 19 | | | Contributii ale administratiei publice locale la realizarea unor lucrari si servicii de interes public local, in baza unor conventii sau contracte de asociere | | 42.500 | 75.010 | 70.161 | 70.161 | 70.161 | | 70.161 |
| | | | 20 24 | | | Comisioane si alte costuri aferente imprumuturilor | | 14.500 | 14.500 | 11.080 | 11.080 | 11.080 | | 10.978 |
| | | | 20 24 02 | | | Comisioane si alte costuri aferente imprumuturilor interne | | 14.500 | 14.500 | 11.080 | 11.080 | 11.080 | | 10.978 |
| | | | 20 30 | | | Alte cheltuieli | | 1.325.600 | 1.288.980 | 1.040.892 | 1.040.892 | 963.897 | 76.995 | 991.050 |
| | | | 20 30 01 | | | Reclama si publicitate | | 87.000 | 80.000 | 64.278 | 64.278 | 42.758 | 21.520 | 42.758 |
| | | | 20 30 02 | | | Protocol si reprezentare | | 7.000 | 7.000 | 2.959 | 2.959 | 2.959 | | 4.359 |
| | | | 20 30 03 | | | Prime de asigurare non-viata | | 20.000 | 32.340 | 23.999 | 23.999 | 23.999 | | 28.637 |
| | | | 20 30 04 | | | Chirii | | 83.000 | 84.810 | 84.794 | 84.794 | 84.794 | | 84.794 |
| | | | 20 30 09 | | | Executarea silita a creantelor bugetare | | 10.000 | 10.000 | | | | | |
| | | | 20 30 30 | | | Alte cheltuieli cu bunuri si servicii | | 1.118.600 | 1.074.830 | 864.862 | 864.862 | 809.387 | 55.475 | 830.502 |
| | | | 30 | | | TITLUL III DOBANZI | | 570.000 | 666.000 | 550.336 | 550.336 | 550.336 | | 551.870 |
| | | | 30 01 | | | Dobanzi aferente datoriei publice interne | | 570.000 | 666.000 | 550.336 | 550.336 | 550.336 | | 551.870 |
| | | | 30 01 01 | | | Dobanzi aferente datoriei publice | | 570.000 | 666.000 | 550.336 | 550.336 | 550.336 | | 551.870 |




| Capi- tol | Sub- capi- tol | Pa- ra- graf | Gru- pa / Tytu col | Ar- ti- col | Al- ne- at | Denumire indicator | Credite de angajament | Credite bugetare | | Angajamente bugetare | Angajamente legale | Plati efectuate | Angajamente legale de platit | Cheltuieli efective |
|--------------|----------------------|--------------------|-----------------------------|-------------------|------------------|---|--------------------------|------------------|------------|-------------------------|-----------------------|--------------------|------------------------------------|------------------------|
| | | | | | | | | initiale | definitive | | | | | |
| A | | | | | | B | 1 | 2 | 3 | 4 | 5 | 6 | 7=5-6 | 8 |
| | | | 50 | | | interne directe | | 570.000 | 666.000 | 550.336 | 550.336 | 550.336 | | 551.870 |
| | | | 50 | 04 | | TITLUL V FONDURI DE REZERVA | | 2.595.740 | 98.380 | | | | | |
| | | | | | | Fond de rezerva bugetara la dispozitia autoritatilor locale | | 2.595.740 | 98.380 | | | | | |
| | | | 51 | | | TITLUL VI TRANSFERURI INTRE UNITATI ALE ADMINISTRATIEI PUBLICE | | 11.447.000 | 17.216.480 | 12.641.399 | 12.641.399 | 12.641.399 | | 12.641.399 |
| | | | 51 | 01 | | Transferuri curente | | 11.306.000 | 14.908.480 | 12.302.878 | 12.302.878 | 12.302.878 | | 12.302.878 |
| | | | 51 | 01 | 01 | Transferuri catre institutii publice | | 10.506.000 | 13.708.480 | 11.296.094 | 11.296.094 | 11.296.094 | | 11.296.094 |
| | | | 51 | 01 | 46 | Transferuri din bugetele locale pentru finantarea cheltuielilor curente din domeniul sanatatii | | 800.000 | 1.200.000 | 1.006.784 | 1.006.784 | 1.006.784 | | 1.006.784 |
| | | | 51 | 02 | | Transferuri de capital | | 141.000 | 2.308.000 | 338.521 | 338.521 | 338.521 | | 338.521 |
| | | | 51 | 02 | 28 | Transferuri din bugetele locale pentru finantarea cheltuielilor de capital din domeniul sanatatii | | 141.000 | 2.308.000 | 338.521 | 338.521 | 338.521 | | 338.521 |
| | | | 55 | | | TITLUL VII ALTE TRANSFERURI | | | 213.860 | 213.851 | 213.851 | 213.851 | | 213.851 |
| | | | 55 | 01 | | A. Transferuri interne | | | 213.860 | 213.851 | 213.851 | 213.851 | | 213.851 |
| | | | 55 | 01 | 42 | Transferuri din bugetul local catre asociatiile de dezvoltare intercomuni- tate | | | 213.860 | 213.851 | 213.851 | 213.851 | | 213.851 |
| | | | 56 | | | TITLUL VIII PROIECTE CU FINANTARE DIN FONDURI EXTERNE NERAMBURSABILE (FEN) | | | | | | | | |
| | | | | | | POSTADERARE | | 954.060 | 2.225.590 | 2.215.593 | 2.215.593 | 2.215.593 | | 2.215.593 |
| | | | 56 | 02 | | Programe din Fondul Social European (FSE) | | 954.060 | 2.225.590 | 2.215.593 | 2.215.593 | 2.215.593 | | 2.215.593 |
| | | | 56 | 02 | 01 | Finantarea nationala | | 181.300 | 422.940 | 421.030 | 421.030 | 421.030 | | 421.030 |
| | | | 56 | 02 | 02 | Finantarea externa nerambursabila | | 772.760 | 1.802.650 | 1.794.563 | 1.794.563 | 1.794.563 | | 1.794.563 |




| Capi- tot | Sub- capi- tot | Pa- ra- graf | Cru- pa / Tifu | Ar- ti- col | Ali- ne- at | Denumire indicator | Credite de angajament | Credite bugetare | | Angajamente bugetare | Angajamente legale | Plati efectuate | Angajamente legale de platit | Cheltuieli efective |
|--------------|----------------------|--------------------|----------------------|-------------------|-------------------|---|--------------------------|------------------|------------|-------------------------|-----------------------|--------------------|------------------------------------|------------------------|
| | | | | | | | | initiale | definitive | | | | | |
| A | | | | | | B | 1 | 2 | 3 | 4 | 5 | 6 | 7=5-6 | 8 |
| | | | 57 | | | TITLUL VIII ASISTENTA SOCIALA | | 1.146.000 | 1.188.210 | 1.150.946 | 1.150.946 | 1.150.946 | 1.150.946 | 1.151.246 |
| | | | 57 | 02 | | Ajutoare sociale | | 1.146.000 | 1.188.210 | 1.150.946 | 1.150.946 | 1.150.946 | 1.150.946 | 1.151.246 |
| | | | 57 | 02 | 01 | Ajutoare sociale in numerar | | 1.146.000 | 1.124.000 | 1.087.462 | 1.087.462 | 1.087.462 | 1.087.462 | 1.087.762 |
| | | | 57 | 02 | 04 | Tichete cadou acordate pentru cheltuieli sociale | | | 64.210 | 63.484 | 63.484 | 63.484 | 63.484 | 63.484 |
| | | | 59 | | | TITLUL XI ALTE CHELTUIELI | | 1.129.500 | 1.479.500 | 1.336.228 | 1.336.228 | 1.336.228 | 1.336.228 | 1.336.228 |
| | | | 59 | 01 | | Burse | | 200.000 | 200.000 | 184.734 | 184.734 | 184.734 | 184.734 | 184.734 |
| | | | 59 | 11 | | Asociatii si fundatii | | 829.500 | 1.129.500 | 1.001.494 | 1.001.494 | 1.001.494 | 1.001.494 | 1.001.494 |
| | | | 59 | 12 | | Sustinerca cultelor | | 100.000 | 150.000 | 150.000 | 150.000 | 150.000 | 150.000 | 150.000 |
| | | | 70 | | | CHELTUIELI DE CAPITAL | | 17.527.450 | 14.841.720 | 9.126.627 | 9.126.627 | 9.126.627 | 9.126.627 | 9.126.627 |
| | | | 71 | | | TITLUL XIII ACTIVE NEFINANCIARE | | 17.527.450 | 14.841.720 | 9.126.627 | 9.126.627 | 9.126.627 | 9.126.627 | 9.126.627 |
| | | | 71 | 01 | | Active fixe | | 17.527.450 | 14.841.720 | 9.126.627 | 9.126.627 | 9.126.627 | 9.126.627 | 9.126.627 |
| | | | 71 | 01 | 01 | Constructii | | 16.046.090 | 13.394.710 | 7.779.218 | 7.779.218 | 7.779.218 | 7.779.218 | 800.638 |
| | | | 71 | 01 | 02 | Masini, echipamente si mijloace de transport | | | 1.135.000 | 1.131.475 | 1.131.475 | 1.131.475 | 1.131.475 | 506.602 |
| | | | 71 | 01 | 03 | Mobilier, aparatura birou si alte active corporale | | 62.440 | 117.630 | 107.938 | 107.938 | 107.938 | 107.938 | 74.766 |
| | | | 71 | 01 | 30 | Alte active fixe (inclusiv reparatii capitale) | | | 194.380 | 107.996 | 107.996 | 107.996 | 107.996 | 225.019 |
| | | | 79 | | | OPERATIUNI FINANCIARE | | 2.332.000 | 2.332.000 | 2.312.224 | 2.312.224 | 2.312.224 | 2.312.224 | 2.312.224 |
| | | | 81 | | | TITLUL XVII RAMBURSARI DE CREDITE | | 2.332.000 | 2.332.000 | 2.312.224 | 2.312.224 | 2.312.224 | 2.312.224 | 2.312.224 |
| | | | 81 | 02 | | Rambursari de credite interne | | 2.332.000 | 2.332.000 | 2.312.224 | 2.312.224 | 2.312.224 | 2.312.224 | 2.312.224 |
| | | | 81 | 02 | 05 | Rambursari de credite aferente datoriei publice interne locale | | | 2.332.000 | 2.312.224 | 2.312.224 | 2.312.224 | 2.312.224 | 2.312.224 |
| | | | 84 | | | PLATI EFECTUATE IN ANII PRECEDENTI SI RECUPERATE IN ANUL CURENT | | | | -113.740 | -113.740 | -113.740 | -113.740 | -113.740 |




| Capi- tol | Sub- capi- tol | Pa- ra- graf | Cru- pa / Titlu | Ar- ti- col | Ali- ne- at | Denumire indicator | Credite de angajament | Credite bugetare | | Angajamente bugetare | Angajamente legale | Plati efectuate | Angajamente legale de platit | Cheltuieli efective | |
|--------------|----------------------|--------------------|-----------------------|-------------------|-------------------|--|--------------------------|------------------|------------|-------------------------|-----------------------|--------------------|------------------------------------|------------------------|--|
| | | | | | | | | initiale | definitive | | | | | | |
| A | | | | | | B | 1 | 2 | 3 | 4 | 5 | 6 | 7=5-6 | 8 | |
| | 85 | | | | | TITLUL XIX PLATI EFECTUATE IN ANII PRECEDENTI SI RECUPERATE IN ANUL CURENT | | | | | | | | | |
| | 85 | 01 | | | | Plati efectuate in anii precedenti si recuperate in anul curent | | | | -113.740 | -113.740 | -113.740 | -113.740 | | |
| | 85 | 01 | 01 | | | Plati efectuate in anii precedenti si recuperate in anul curent (SF) | | | | -77.576 | -77.576 | -77.576 | -77.576 | | |
| | 85 | 01 | 02 | | | Plati efectuate in anii precedenti si recuperate in anul curent (SD) | | | | -36.164 | -36.164 | -36.164 | -36.164 | | |
| 5100 | 02 | | | | | Partea I-a SERVICIUL PUBLICE GENERALE | | 9.132.120 | 8.817.720 | 7.703.061 | 7.703.061 | 7.624.458 | 78.603 | 6.826.341 | |
| 5102 | | | | | | AUTORITATI PUBLICE SI ACTIUNI EXTERNE | | 4.727.350 | 5.531.380 | 4.677.217 | 4.677.217 | 4.598.614 | 78.603 | 3.796.738 | |
| | 01 | | | | | CHELTUIELI CURENTE | | 3.650.000 | 3.773.960 | 3.275.647 | 3.275.647 | 3.197.044 | 78.603 | 3.183.594 | |
| | 10 | 01 | | | | TITLUL I CHELTUIELI DE PERSONAL | | 2.150.000 | 2.190.000 | 2.146.663 | 2.146.663 | 2.146.663 | | 2.200.862 | |
| | 10 | 01 | 01 | | | Cheltuieli salariale in bani | | 1.769.000 | 1.821.600 | 1.794.684 | 1.794.684 | 1.794.684 | | 1.831.293 | |
| | 10 | 01 | 01 | 01 | | Salarii de baza | | 1.350.000 | 1.469.500 | 1.468.675 | 1.468.675 | 1.468.675 | | 1.497.650 | |
| | 10 | 01 | 01 | 05 | | Sporuri pentru conditii de munca | | | 15.000 | | | | | 9.425 | |
| | 10 | 01 | 12 | | | Indemnizatii platite unor persoane din afara unitatii | | 156.000 | 144.000 | 142.396 | 142.396 | 142.396 | | 142.875 | |
| | 10 | 01 | 13 | | | Indemnizatii de delegare | | 13.000 | 13.000 | 7.389 | 7.389 | 7.389 | | 7.389 | |
| | 10 | 01 | 30 | | | Alte drepturi salariale in bani | | 250.000 | 180.100 | 176.224 | 176.224 | 176.224 | | 173.954 | |
| | 10 | 03 | | | | Contributii | | 381.000 | 368.400 | 351.979 | 351.979 | 351.979 | | 369.569 | |
| | 10 | 03 | 01 | | | Contributii de asigurari sociale de stat | | 260.000 | 250.100 | 248.087 | 248.087 | 248.087 | | 254.150 | |
| | 10 | 03 | 02 | | | Contributii de asigurari de somaj | | 9.000 | 9.300 | 7.756 | 7.756 | 7.756 | | 7.920 | |
| | 10 | 03 | 03 | | | Contributii de asigurari sociale de sanatate | | 95.000 | 91.700 | 89.343 | 89.343 | 89.343 | | 91.345 | |




| Capi- tol | Sub- capi- tol | Pa- ra- graf | Cru- pa / Titlu | Ar- ti- col | Al- ne- at | Denumire indicator | Credite de angajament | Credite bugetare | | Angajamente legale | Plati efectuate | Angajamente legale de platit | Cheltuieli efective |
|--------------|----------------------|--------------------|-----------------------|-------------------|------------------|--|--------------------------|------------------|-----------|-----------------------|--------------------|------------------------------------|------------------------|
| | | | | | | | | 2 | 3 | | | | |
| A | | | | | | B | 1 | 4 | 5 | 6 | 7-5-6 | 8 | |
| 10 | 03 | 04 | | | | Contributii de asigurari pentru accidente de munca si boli profesionale | | 3.000 | 3.100 | 2.377 | 2.377 | | 2.439 |
| 10 | 03 | 06 | | | | Contributii pentru concedii si indemnizatii | | 14.000 | 14.200 | 4.416 | 4.416 | | 13.715 |
| 20 | 01 | | | | | TITLUL II BUNURI SI SERVICII | | 1.500.000 | 1.583.960 | 1.128.984 | 1.050.381 | 78.603 | 982.732 |
| 20 | 01 | 01 | | | | Bunuri si servicii | | 399.500 | 422.500 | 349.364 | 347.756 | 1.608 | 333.951 |
| 20 | 01 | 01 | | | | Furnituri de birou | | 75.000 | 120.000 | 105.507 | 105.507 | | 107.130 |
| 20 | 01 | 02 | | | | Materiale pentru curatenie | | 6.500 | 6.500 | 4.920 | 4.920 | | 3.547 |
| 20 | 01 | 03 | | | | Incalzit, iluminat si forta motrica | | 114.000 | 138.000 | 108.256 | 108.256 | | 95.833 |
| 20 | 01 | 04 | | | | Apa, canal si salubritate | | 14.000 | 10.000 | 7.291 | 7.014 | 277 | 6.851 |
| 20 | 01 | 05 | | | | Carburanti si lubrifianti | | 18.000 | 18.000 | 14.192 | 12.900 | 1.292 | 14.342 |
| 20 | 01 | 06 | | | | Piese de schimb | | 35.000 | 20.000 | 12.518 | 12.518 | | 12.518 |
| 20 | 01 | 08 | | | | Posta, telecomunicatii, radio, tv, internet | | 65.000 | 65.000 | 64.779 | 64.779 | | 61.267 |
| 20 | 01 | 09 | | | | Materiale si prestari de servicii cu caracter functional | | 35.000 | 15.000 | 7.372 | 7.372 | | 7.934 |
| 20 | 01 | 30 | | | | Alte bunuri si servicii pentru intretinere si functionare | | 37.000 | 30.000 | 24.529 | 24.490 | 39 | 24.529 |
| 20 | 02 | | | | | Reparatii curente | | 50.000 | 22.400 | 17.235 | 17.235 | | 17.335 |
| 20 | 05 | | | | | Bunuri de natura obiectelor de inventar | | 50.000 | 149.600 | 67.271 | 67.271 | | 162 |
| 20 | 05 | 30 | | | | Alte obiecte de inventar | | 50.000 | 149.600 | 67.271 | 67.271 | | 162 |
| 20 | 06 | | | | | Deplasari, detasari, transferari | | 212.000 | 239.000 | 214.727 | 214.727 | | 213.520 |
| 20 | 06 | 01 | | | | Deplasari interne, detasari, transferari | | 142.000 | 229.000 | 208.720 | 208.720 | | 207.692 |
| 20 | 06 | 02 | | | | Deplasari in strainatate | | 70.000 | 10.000 | 6.007 | 6.007 | | 5.828 |
| 20 | 11 | | | | | Carti, publicatii si materiale documentare | | 10.000 | 10.000 | 7.015 | 7.015 | | 7.015 |




| Capi- tol | Sub- capi- tol | Pa- ra- graf | Gru- pa / Titlu | Ar- ti- col | Al- ne- at | Denumire indicator | Credite de angajament | Credite bugetare | | Angajamente bugetare | Angajamente legale | Plati efectuate | Angajamente legale de platit | Cheltuieli efective |
|--------------|----------------------|--------------------|-----------------------|-------------------|------------------|--|--------------------------|------------------|------------|-------------------------|-----------------------|--------------------|------------------------------------|------------------------|
| | | | | | | | | initiale | definitive | | | | | |
| A | | | | | | B | 1 | 2 | 3 | 4 | 5 | 6 | 7-5-6 | 8 |
| | 20 | 12 | | | | Consultanta si expertiza | | 190.000 | 130.000 | 2.000 | 2.000 | 2.000 | | 2.000 |
| | 20 | 13 | | | | Pregatire profesionala | | 65.000 | 57.500 | 47.999 | 47.999 | 47.999 | | 47.999 |
| | 20 | 19 | | | | Contributii ale administratiei publice locale la realizarea unor lucrari si servicii de interes public local, in baza unor conventii sau contracte de asociere | | | | | | | | |
| | 20 | 24 | | | | Comisioane si alte costuri aferente imprumuturilor | | 42.500 | 75.010 | 70.161 | 70.161 | 70.161 | | 70.161 |
| | 20 | 24 | 02 | | | Comisioane si alte costuri aferente imprumuturilor interne | | 14.500 | 14.500 | 11.080 | 11.080 | 11.080 | | 11.080 |
| | 20 | 30 | | | | Alte cheltuieli | | 14.500 | 14.500 | 11.080 | 11.080 | 11.080 | | 11.080 |
| | 20 | 30 | 01 | | | Reclama si publicitate | | 466.500 | 463.450 | 342.132 | 342.132 | 265.137 | 76.995 | 279.611 |
| | 20 | 30 | 02 | | | Protocol si reprezentare | | 80.000 | 80.000 | 64.278 | 64.278 | 42.758 | 21.520 | 42.758 |
| | 20 | 30 | 03 | | | Prime de asigurare non-viata | | 7.000 | 7.000 | 2.959 | 2.959 | 2.959 | | 2.855 |
| | 20 | 30 | 09 | | | Executarea si ita a creantelor bugetare | | 12.000 | 12.000 | 6.955 | 6.955 | 6.955 | | 8.351 |
| | 20 | 30 | 30 | | | Alte cheltuieli cu bunuri si servicii | | 10.000 | 10.000 | | | | | |
| | 70 | | | | | CHELTUIELI DE CAPITAL | | 357.500 | 354.450 | 267.940 | 267.940 | 212.465 | 55.475 | 225.647 |
| | 71 | | | | | TITLUL XIII ACTIVE NEFINANCIARE | | 1.077.350 | 1.757.420 | 1.446.658 | 1.446.658 | 1.446.658 | | 613.144 |
| | 71 | 01 | | | | Active fixe | | 1.077.350 | 1.757.420 | 1.446.658 | 1.446.658 | 1.446.658 | | 613.144 |
| | 71 | 01 | 01 | | | Constructii | | 1.077.350 | 1.757.420 | 1.446.658 | 1.446.658 | 1.446.658 | | 613.144 |
| | 71 | 01 | 02 | | | Masini, echipamente si mijloace de transport | | 905.430 | 1.520.000 | 1.284.019 | 1.284.019 | 1.284.019 | | 46.706 |
| | 71 | 01 | 03 | | | Mobilier, aparatura birou si alte active corporale | | 48.000 | 48.000 | 47.461 | 47.461 | 47.461 | | 465.197 |
| | 71 | 01 | 30 | | | Alte active fixe (inclusiv reparatii capitale) | | 62.440 | 82.830 | 79.140 | 79.140 | 79.140 | | 10.672 |
| | | | | | | | | 61.480 | 106.590 | 36.038 | 36.038 | 36.038 | | 90.569 |




| Capi- tol | Sub- capi- tol | Pa- ra- graf | Gru- pa / Titlu | Ar- ti- col | Al- ne- at | Denumire indicator | Credite de angajament | Credite bugetare | | Angajamente legale | Plati efectuate | Angajamente legale de platit | Cheltuieli efective | |
|--------------|----------------------|--------------------|-----------------------|-------------------|------------------|--|--------------------------|------------------|------------|-----------------------|--------------------|------------------------------------|------------------------|-----------|
| | | | | | | | | initiale | definitive | | | | | |
| A | | | | | | B | 1 | 2 | 3 | 4 | 5 | 6 | 7=5-6 | 8 |
| | | | 84 | | | PLATI EFECTUATE IN ANII PRECEDENTI SI RECUPERATE IN ANUL CURENT | | | | | | | | |
| | | | 85 | | | Titlul XIX PLATI EFECTUATE IN ANII PRECEDENTI SI RECUPERATE IN ANUL CURENT | | | | | | | | |
| | | | 85 | 01 | | Plati efectuate in anii precedenti si recuperate in anul curent | | | | -45.088 | | | | |
| | | | 85 | 01 | 01 | Plati efectuate in anii precedenti si recuperate in anul curent (SF) | | | | -45.088 | | | | |
| 5402 | | | 01 | | | ALTE SERVICII PUBLICE GENERALE | | | | | | | | |
| | | | 10 | | | CHELTUIELI CURENTE | | 3.834.770 | | | | | | 2.477.733 |
| | | | 10 | | | TITLUL I CHELTUIELI DE PERSONAL | | 3.799.800 | | | | | | 2.471.587 |
| | | | 10 | 01 | | Cheltuieli salariale in bani | | 207.000 | 217.000 | 208.487 | 208.487 | 208.487 | | 215.402 |
| | | | 10 | 01 | 01 | Salarii de baza | | 168.000 | 175.800 | 172.670 | 172.670 | 172.670 | | 177.563 |
| | | | 10 | 01 | 05 | Sporuri pentru conditii de munca | | 143.000 | 156.300 | 156.145 | 156.145 | 156.145 | | 156.836 |
| | | | 10 | 01 | 30 | Alte drepturi salariale in bani | | 2.000 | 2.000 | | | | | 1.090 |
| | | | 10 | 03 | | Contributii | | 25.000 | 17.500 | 16.525 | 16.525 | 16.525 | | 19.637 |
| | | | 10 | 03 | 01 | Contributii de asigurari sociale de stat | | 39.000 | 41.200 | 35.817 | 35.817 | 35.817 | | 37.839 |
| | | | 10 | 03 | 02 | Contributii de asigurari de somaj | | 27.000 | 28.500 | 25.907 | 25.907 | 25.907 | | 26.689 |
| | | | 10 | 03 | 03 | Contributii de asigurari sociale de sanatate | | 1.000 | 1.100 | 733 | 733 | 733 | | 756 |
| | | | 10 | 03 | 04 | Contributii de asigurari pentru accidente de munca si boli profesionale | | 9.000 | 9.500 | 8.471 | 8.471 | 8.471 | | 8.738 |
| | | | 10 | 03 | 06 | Contributii pentru concedii si indemnizatii | | 500 | 550 | 224 | 224 | 224 | | 230 |
| | | | | | | | | 1.500 | 1.550 | 482 | 482 | 482 | | 1.426 |







| Capi- tol | Sub- capi- tol | Pa- ra- graf | Gru- pa / Titlu | Ar- ti- col | Ali- ne- at | Denumire indicator | Credite de angajament | Credite bugetare | | Angajamente legale | Plati efectuate | Angajamente legale de platit | Cheltuieli efective | |
|--------------|----------------------|--------------------|-----------------------|-------------------|-------------------|--|--------------------------|------------------|------------|-----------------------|--------------------|------------------------------------|------------------------|---|
| | | | | | | | | initiale | definitive | | | | | |
| A | | | | | | B | 1 | 2 | 3 | 4 | 5 | 6 | 7-5-6 | 8 |
| | | | | | | TITLUL XIII ACTIVE NEFINANCIARE | | | | | | | | |
| | | | 71 | 01 | | Active fixe | 34.970 | 34.970 | 34.970 | 24.532 | 24.532 | 24.532 | 6.146 | |
| | | | 71 | 01 | 02 | Masini, echipamente si mijloace de transport | 34.970 | 34.970 | 34.970 | 24.532 | 24.532 | 24.532 | 6.146 | |
| | | | 71 | 01 | 03 | Mobilier, aparatura birou si alte active corporale | 24.800 | 24.800 | 24.800 | 18.848 | 18.848 | 18.848 | 6.146 | |
| | | | 71 | 01 | 30 | Alte active fixe (inclusiv reparatii capitale) | 10.170 | 10.170 | 10.170 | 5.684 | 5.684 | 5.684 | | |
| | | | 84 | | | PLATI EFECTUATE IN ANII PRECEDENTI SI RECUPERATE IN ANUL CURENT | | | | -6.330 | -6.330 | -6.330 | | |
| | | | 85 | | | Titlul XIX PLATI EFECTUATE IN ANII PRECEDENTI SI RECUPERATE IN ANUL CURENT | | | | -6.330 | -6.330 | -6.330 | | |
| | | | 85 | 01 | 01 | Plati efectuate in anii precedenti si recuperate in anul curent | | | | -6.330 | -6.330 | -6.330 | | |
| | | | 85 | 01 | 01 | Plati efectuate in anii precedenti si recuperate in anul curent (SF) | | | | -6.330 | -6.330 | -6.330 | | |
| 5502 | | | | | | TRANZACTII PRIVIND DATORIA PUBLICA SI IMPRUMUTURI | | | | | | | | |
| | | | 01 | | | CHELTUIELI CURENTE | 570.000 | 570.000 | 570.000 | 550.336 | 550.336 | 550.336 | 551.870 | |
| | | | 30 | | | TITLUL III DOBANZI | 570.000 | 570.000 | 570.000 | 550.336 | 550.336 | 550.336 | 551.870 | |
| | | | 30 | 01 | | Dobanzi aferente datoriei publice interne | 570.000 | 570.000 | 570.000 | 550.336 | 550.336 | 550.336 | 551.870 | |
| | | | 30 | 01 | 01 | Dobanzi aferente datoriei publice interne directe | 570.000 | 570.000 | 570.000 | 550.336 | 550.336 | 550.336 | 551.870 | |
| 6000 | 02 | | | | | Partea II-a APARARE, ORDINE PUBLICA SI SIGURANTA NATIONALA | 2.340.270 | 2.250.420 | 2.063.316 | 2.063.316 | 2.058.173 | 5.143 | 1.008.987 | |




| Capi- tol | Sub- capi- tol | Pa- ra- graf | Crib- pa / Titlu | Ar- ti- col | Ali- ne- at | Denumire indicator | Credite de angajament | | | Credite bugetare | | Angajamente legale | Plati efectuate | Angajamente legale de platit | Cheltuieli efective |
|--------------|----------------------|--------------------|------------------------|-------------------|-------------------|--|-----------------------|-----------|-----------|------------------|------------|-----------------------|--------------------|------------------------------------|------------------------|
| | | | | | | | 1 | 2 | 3 | initiale | definitive | | | | |
| 6102 | | | | | | B | 1 | 2 | 3 | 4 | 5 | 6 | 7-5-6 | 8 | |
| | | | | | | ORDINE PUBLICA SI SIGURANTA NATIONALA | | 2.340.270 | 2.250.420 | 2.063.316 | 2.063.316 | 2.058.173 | 5.143 | 1.008.987 | |
| | | | | | | CHELTUIELI CURENTE | | 1.132.000 | 1.152.000 | 981.231 | 981.231 | 976.088 | 5.143 | 981.229 | |
| | | | | | | TITLUL I CHELTUIELI DE PERSONAL | | 800.000 | 800.000 | 764.281 | 764.281 | 764.281 | | 798.640 | |
| | | | | | | Cheltuieli salariale in bani | | 654.300 | 589.690 | 570.430 | 570.430 | 570.430 | | 579.941 | |
| | | | | | | Salarii de baza | | 542.200 | 486.200 | 483.617 | 483.617 | 483.617 | | 497.829 | |
| | | | | | | Sporuri pentru conditii de munca | | 19.000 | 23.700 | 18.542 | 18.542 | 18.542 | | 24.903 | |
| | | | | | | Indemnizatii de delegare | | 6.700 | 6.130 | 2.176 | 2.176 | 2.176 | | 2.176 | |
| | | | | | | Alte drepturi salariale in bani | | 86.400 | 73.660 | 66.095 | 66.095 | 66.095 | | 55.033 | |
| | | | | | | Cheltuieli salariale in natura | | | 79.000 | 73.898 | 73.898 | 73.898 | | 91.138 | |
| | | | | | | Norme de hrana | | | 79.000 | 73.898 | 73.898 | 73.898 | | 91.138 | |
| | | | | | | Contributii | | | 131.310 | 119.953 | 119.953 | 119.953 | | 127.561 | |
| | | | | | | Contributii de asigurari sociale de stat | | 101.700 | 91.640 | 86.464 | 86.464 | 86.464 | | 89.417 | |
| | | | | | | Contributii de asigurari de somaj | | 3.600 | 3.250 | 2.648 | 2.648 | 2.648 | | 2.736 | |
| | | | | | | Contributii de asigurari sociale de sanatate | | 33.800 | 30.460 | 28.146 | 28.146 | 28.146 | | 29.161 | |
| | | | | | | Contributii de asigurari pentru accidente de munca si boli profesionale | | 1.100 | 1.000 | 823 | 823 | 823 | | 850 | |
| | | | | | | Contributii pentru concedii si indemnizatii | | 5.500 | 4.960 | 1.872 | 1.872 | 1.872 | | 5.397 | |
| | | | | | | TITLUL II BUNURI SI SERVICII | | 332.000 | 352.000 | 216.950 | 216.950 | 211.807 | 5.143 | 182.589 | |
| | | | | | | Bunuri si servicii | | 119.000 | 112.830 | 66.274 | 66.274 | 61.131 | 5.143 | 62.712 | |
| | | | | | | Furnituri de birou | | 5.500 | 5.000 | 992 | 992 | 992 | | 992 | |
| | | | | | | Materiale pentru curatenie | | 2.500 | 2.500 | 918 | 918 | 918 | | 1.089 | |
| | | | | | | Carburanti si lubrifianti | | 75.000 | 75.000 | 52.657 | 52.657 | 47.514 | 5.143 | 49.313 | |
| | | | | | | Piese de schimb | | 14.000 | 6.600 | 1.542 | 1.542 | 1.542 | | 1.542 | |







| Capi- tol | Sub- capi- tol | Pa- ra- graf | Cru- pa / Titlu | Ar- ti- col | Al- ne- at | Denumire indicator | Credite de angajament | Credite bugetare | | Angajamente bugetare | Angajamente legale | Plati efectuate | Angajamente legale de platit | Cheltuieli efective |
|--------------|----------------------|--------------------|-----------------------|-------------------|------------------|--|--------------------------|------------------|------------|-------------------------|-----------------------|--------------------|------------------------------------|------------------------|
| | | | | | | | | initiale | definitive | | | | | |
| A | | | | | | B | 1 | 2 | 3 | 4 | 5 | 6 | 7=5-6 | 8 |
| | | | 71 | 01 | | Active fixe | | 1.208.270 | 1.098.420 | 1.093.383 | 1.093.383 | 1.093.383 | | 27.758 |
| | | | 71 | 01 | 02 | Masini, echipamente si mijloace de transport | | | | | | | | |
| | | | 71 | 01 | 03 | Mobilier, aparatura birofica si alte active corporale | | 1.203.050 | 1.087.000 | 1.084.014 | 1.084.014 | 1.084.014 | | 23.183 |
| | | | 71 | 01 | 30 | Alte active fixe (inclusiv reparatii capitale) | | 5.220 | 11.420 | 9.369 | 9.369 | 9.369 | | 4.575 |
| | | | 84 | | | PLATI EFECTUATE IN ANII PRECEDENTI SI RECUPERATE IN ANUL CURENT | | | | -11.298 | -11.298 | -11.298 | | |
| | | | 85 | | | Titlul XIX PLATI EFECTUATE IN ANII PRECEDENTI SI RECUPERATE IN ANUL CURENT | | | | -11.298 | -11.298 | -11.298 | | |
| | | | 85 | 01 | | Plati efectuate in anii precedenti si recuperate in anul curent | | | | -11.298 | -11.298 | -11.298 | | |
| | | | 85 | 01 | 01 | Plati efectuate in anii precedenti si recuperate in anul curent (SF) | | | | -11.298 | -11.298 | -11.298 | | |
| 6500 | 02 | | | | | Partea III-a CHELTUIELI SOCIAL-CULTURALE | | 27.627.240 | 34.405.480 | 31.149.367 | 31.149.367 | 31.149.367 | | 31.494.946 |
| 6502 | | | | | | INVATAMANT | | 19.011.640 | 22.800.740 | 22.114.021 | 22.114.021 | 22.114.021 | | 22.360.697 |
| | | 01 | | | | CHELTUIELI CURENTE | | 18.183.400 | 21.930.260 | 21.300.984 | 21.300.984 | 21.300.984 | | 21.412.327 |
| | | 10 | | | | TITLUL I CHELTUIELI DE PERSONAL | | 15.162.400 | 18.157.470 | 17.861.495 | 17.861.495 | 17.861.495 | | 18.153.891 |
| | | 10 | 01 | | | Cheltuieli salariale in bani | | 12.297.590 | 14.568.880 | 14.428.934 | 14.428.934 | 14.428.934 | | 14.703.348 |
| | | 10 | 01 | 01 | | Salarii de baza | | 11.681.860 | 13.903.820 | 13.770.357 | 13.770.357 | 13.770.357 | | 14.029.832 |
| | | 10 | 01 | 06 | | Alte sporuri | | 26.150 | 24.660 | 23.697 | 23.697 | 23.697 | | 23.682 |
| | | 10 | 01 | 10 | | Fond pentru posturi ocupate prin cumul | | 25.880 | 29.240 | 29.127 | 29.127 | 29.127 | | 26.330 |
| | | 10 | 01 | 11 | | Fond aferent platii cu ora | | 561.600 | 608.060 | 605.218 | 605.218 | 605.218 | | 622.969 |
| | | 10 | 01 | 13 | | Indemnizatii de delegare | | 2.100 | 2.100 | 68 | 68 | 68 | | 68 |




| Capi- tol | Sub- capi- tol | Pa- ra- graf | Gru- pa / Titlu | Ar- ti- col | Ali- ne- at | Denumire indicator | Credite de angajament | Credite bugetare | | Angajamente bugetare | Angajamente legale | Plati efectuate | Angajamente legale de platit | Cheltuieli efective |
|--------------|----------------------|--------------------|-----------------------|-------------------|-------------------|--|--------------------------|------------------|------------|-------------------------|-----------------------|--------------------|------------------------------------|------------------------|
| | | | | | | | | initiale | definitive | | | | | |
| A | | | | | | B | 1 | 2 | 3 | 4 | 5 | 6 | 7-5-6 | 8 |
| | 10 | 01 | 30 | | | Alte drepturi salariale in bani | | | 1.000 | 467 | | 467 | | 467 |
| | 10 | 03 | | | | Contributii | | 2.864.810 | 3.588.590 | 3.432.561 | | 3.432.561 | | 3.450.543 |
| | 10 | 03 | 01 | | | Contributii de asigurari sociale de stat | | 1.947.580 | 2.486.420 | 2.451.443 | | 2.451.443 | | 2.479.649 |
| | 10 | 03 | 02 | | | Contributii de asigurari de somaj | | 68.480 | 83.000 | 67.907 | | 67.907 | | 69.216 |
| | 10 | 03 | 03 | | | Contributii de asigurari sociale de sanatate | | 653.420 | 768.980 | 750.220 | | 750.220 | | 764.340 |
| | 10 | 03 | 04 | | | Contributii de asigurari pentru accidente de munca si boli profesionale | | 27.460 | 39.230 | 24.705 | | 24.705 | | 25.160 |
| | 10 | 03 | 06 | | | Contributii pentru concedii si indemnizatii | | 167.870 | 210.960 | 138.286 | | 138.286 | | 112.178 |
| | 20 | | | | | TITLUL II BUNURI SI SERVICII | | 2.821.000 | 3.508.580 | 3.191.271 | | 3.191.271 | | 3.010.218 |
| | 20 | 01 | | | | Bunuri si servicii | | 2.096.430 | 2.286.070 | 2.012.298 | | 2.012.298 | | 2.010.320 |
| | 20 | 01 | 01 | | | Furnituri de birou | | 59.200 | 77.270 | 60.328 | | 60.328 | | 54.551 |
| | 20 | 01 | 02 | | | Materialie pentru curatenie | | 83.550 | 87.650 | 80.161 | | 80.161 | | 78.486 |
| | 20 | 01 | 03 | | | Incalzit, iluminat si forta motrica | | 1.013.930 | 1.130.400 | 1.018.518 | | 1.018.518 | | 1.018.518 |
| | 20 | 01 | 04 | | | Apa, canal si salubritate | | 164.700 | 155.950 | 136.949 | | 136.949 | | 136.949 |
| | 20 | 01 | 05 | | | Carburanti si lubrifianti | | 45.600 | 45.600 | 34.443 | | 34.443 | | 34.301 |
| | 20 | 01 | 06 | | | Piese de schimb | | 15.000 | 16.000 | 14.314 | | 14.314 | | 14.314 |
| | 20 | 01 | 07 | | | Transport | | 189.000 | 196.400 | 189.805 | | 189.805 | | 189.805 |
| | 20 | 01 | 08 | | | Posta, telecomunicatii, radio, tv, internet | | 80.350 | 67.540 | 56.110 | | 56.110 | | 56.108 |
| | 20 | 01 | 09 | | | Materialie si prestari de servicii cu caracter functional | | 93.100 | 125.500 | 80.322 | | 80.322 | | 80.012 |
| | 20 | 01 | 30 | | | Alte bunuri si servicii pentru intretinere si functionare | | 352.000 | 383.760 | 341.348 | | 341.348 | | 347.276 |




| Capi- tol | Sub- capi- tol | Pa- ra- graf | Cru- pa / Titlu | Ar- ti- col | Ali- ne- at | Denumire indicator | Credite de angajament | | | Credite bugetare | | Angajamente legale | Plati efectuate | Angajamente legale de platit | Cheltuieli efective |
|--------------|----------------------|--------------------|-----------------------|-------------------|-------------------|--|-----------------------|---|---|------------------|---------|-----------------------|--------------------|------------------------------------|------------------------|
| | | | | | | | 1 | 2 | 3 | 4 | 5 | | | | |
| A | | | | | | | B | | | | | | | | |
| | 20 | 02 | | | | Reparatii curente | | | | 39.400 | 316.430 | 312.571 | 312.571 | | 312.610 |
| | 20 | 03 | | | | Hrana | | | | 108.000 | 70.000 | 63.636 | 63.636 | | 63.636 |
| | 20 | 03 | 01 | | | Hrana pentru oameni | | | | 108.000 | 70.000 | 63.636 | 63.636 | | 63.636 |
| | 20 | 04 | | | | Medicamente si materiale sanitare | | | | 2.000 | 2.000 | 1.997 | 1.997 | | 1.997 |
| | 20 | 04 | 01 | | | Medicamente | | | | 2.000 | 2.000 | 1.997 | 1.997 | | 1.997 |
| | 20 | 05 | | | | Bunuri de natura obiectelor de inventar | | | | 3.110 | 268.630 | 257.485 | 257.485 | | 257.485 |
| | 20 | 05 | 03 | | | Lenjerie si accesorii de pat | | | | | 22.200 | 12.582 | 12.582 | | 12.582 |
| | 20 | 05 | 30 | | | Alte obiecte de inventar | | | | 3.110 | 246.430 | 244.903 | 244.903 | | 244.903 |
| | 20 | 06 | | | | Deplasari, detasari, transferari | | | | 10.260 | 17.160 | 14.726 | 14.726 | | 14.726 |
| | 20 | 06 | 01 | | | Deplasari interne, detasari, transferari | | | | 10.260 | 17.160 | 14.726 | 14.726 | | 14.726 |
| | 20 | 11 | | | | Carti, publicatii si materiale documentare | | | | | | | | | |
| | 20 | 13 | | | | Pregatire profesionala | | | | | 1.000 | 891 | 891 | | 891 |
| | 20 | 30 | | | | Alte cheltuieli | | | | 30.200 | 21.700 | 13.180 | 13.180 | | 13.180 |
| | 20 | 30 | 04 | | | Chirii | | | | 531.600 | 525.590 | 514.487 | 514.487 | | 514.487 |
| | 20 | 30 | 30 | | | Alte cheltuieli cu bunuri si servicii | | | | 83.000 | 84.810 | 84.794 | 84.794 | | 84.794 |
| | 57 | | | | | TITLUL VIII ASISTENTA SOCIALA | | | | 448.600 | 440.780 | 429.693 | 429.693 | | 432.034 |
| | 57 | 02 | | | | Ajutoare sociale | | | | | 64.210 | 63.484 | 63.484 | | 63.484 |
| | 57 | 02 | 04 | | | Tichete cadou acordate pentru cheltuieli sociale | | | | | 64.210 | 63.484 | 63.484 | | 63.484 |
| | 59 | | | | | TITLUL XI ALTE CHELTUIELI | | | | 200.000 | 200.000 | 184.734 | 184.734 | | 184.734 |
| | 59 | 01 | | | | Burse | | | | 200.000 | 200.000 | 184.734 | 184.734 | | 184.734 |
| | 70 | | | | | CHELTUIELI DE CAPITAL | | | | 828.240 | 870.480 | 829.208 | 829.208 | | 829.208 |
| | 71 | | | | | TITLUL XIII ACTIVE NEFINANCIARE | | | | 828.240 | 870.480 | 829.208 | 829.208 | | 829.208 |
| | 71 | 01 | | | | Active fixe | | | | 828.240 | 870.480 | 829.208 | 829.208 | | 829.208 |
| | 71 | 01 | 01 | | | Constructii | | | | 762.040 | 794.280 | 762.353 | 762.353 | | 753.932 |




| Capi- tol | Sub- capi- tol | Pa- ra- graf | Cru- pa / Titlu | Ar- ti- col | Al- ne- at | Denumire indicator | Credite de angajament | Credite bugetare | | Angajamente legale | Plati efectuate | Angajamente legale de platit | Cheltuieli efective | |
|--------------|----------------------|--------------------|-----------------------|-------------------|------------------|--|--------------------------|------------------|------------|-----------------------|--------------------|------------------------------------|------------------------|-----------|
| | | | | | | | | initiale | definitive | | | | | |
| A | | | | | | B | 1 | 2 | 3 | 4 | 5 | 6 | 7=5-6 | 8 |
| | 71 | 01 | 02 | | | Masini, echipamente si mijloace de transport | | | | | | | | |
| | 71 | 01 | 03 | | | Mobilier, aparatura birotica si alte active corporale | | | 10.000 | 9.950 | 9.950 | 9.950 | | 12.076 |
| | 71 | 01 | 30 | | | Alte active fixe (inclusiv reparatii capitale) | | 66.200 | 66.200 | 56.905 | 56.905 | 56.905 | | 59.519 |
| | 84 | | | | | PLATI EFECTUATE IN ANII PRECEDENTI SI RECUPERATE IN ANUL CURENT | | | | -16.171 | -16.171 | -16.171 | | 122.843 |
| | 85 | | | | | Titlul XIX PLATI EFECTUATE IN ANII PRECEDENTI SI RECUPERATE | | | | -16.171 | -16.171 | -16.171 | | |
| | 85 | 01 | | | | IN ANUL CURENT | | | | -16.171 | -16.171 | -16.171 | | |
| | 85 | 01 | 01 | | | Plati efectuate in anii precedenti si recuperate in anul curent | | | | -16.171 | -16.171 | -16.171 | | |
| | 85 | 01 | 02 | | | Plati efectuate in anii precedenti si recuperate in anul curent (SF) | | | | -14.294 | -14.294 | -14.294 | | |
| | 85 | 01 | 02 | | | Plati efectuate in anii precedenti si recuperate in anul curent (SD) | | | | -1.877 | -1.877 | -1.877 | | |
| 6602 | 01 | | | | | SANATALE | | 1.249.600 | 3.755.600 | 1.575.467 | 1.575.467 | 1.575.467 | | 1.588.557 |
| | 10 | | | | | CHELTUIELI CURENTE | | 1.249.600 | 3.755.600 | 1.575.467 | 1.575.467 | 1.575.467 | | 1.588.557 |
| | 10 | 01 | | | | TITLUL I CHELTUIELI DE PERSONAL | | 296.600 | 235.600 | 226.097 | 226.097 | 226.097 | | 239.206 |
| | 10 | 01 | 01 | | | Cheltuieli salariale in bani | | 236.600 | 188.700 | 182.089 | 182.089 | 182.089 | | 195.146 |
| | 10 | 01 | 01 | | | Salarii de baza | | 230.600 | 184.200 | 178.736 | 178.736 | 178.736 | | 191.793 |
| | 10 | 01 | 30 | | | Alte drepturi salariale in bani | | 6.000 | 4.500 | 3.353 | 3.353 | 3.353 | | 3.353 |
| | 10 | 03 | | | | Contributii | | 60.000 | 46.900 | 44.008 | 44.008 | 44.008 | | 44.008 |
| | 10 | 03 | 01 | | | Contributii de asigurari sociale de stat | | 44.000 | 30.000 | 29.222 | 29.222 | 29.222 | | 31.069 |




| Capi- tol | Sub- capi- tol | Pa- ra- graf | Gru- pa / Titlu | Ar- ti- col | Ali- ne- at | Denumire indicator | Credite de angajament | Credite bugetare | | Angajamente bugetare | Angajamente legale | Plati efectuate | Angajamente legale de platit | Cheltuieli efective |
|--------------|----------------------|--------------------|-----------------------|-------------------|-------------------|---|--------------------------|------------------|------------|-------------------------|-----------------------|--------------------|------------------------------------|------------------------|
| | | | | | | | | initiale | definitive | | | | | |
| A | | | B | | | 1 | 2 | 3 | 4 | 5 | 6 | 7=5-6 | 8 | |
| | | | 10 | 03 | 02 | Contributii de asigurari de somaj | | 1.400 | 1.200 | 788 | 788 | 788 | | 887 |
| | | | 10 | 03 | 03 | Contributii de asigurari sociale de sanatate | | 12.000 | 10.100 | 9.474 | 9.474 | 9.474 | | 10.148 |
| | | | 10 | 03 | 04 | Contributii de asigurari pentru accidente de munca si boli profesionale | | 600 | 500 | 276 | 276 | 276 | | 296 |
| | | | 10 | 03 | 06 | Contributii pentru concedii si indemnizatii | | 2.000 | 5.100 | 4.248 | 4.248 | 4.248 | | 1.660 |
| | | | 20 | | | TITLUL II BUNURI SI SERVICII | | 12.000 | 12.000 | 4.065 | 4.065 | 4.065 | | 4.046 |
| | | | 20 | 04 | | Medicamente si materiale sanitare | | 12.000 | 12.000 | 4.065 | 4.065 | 4.065 | | 4.046 |
| | | | 20 | 04 | 01 | Medicamente | | 10.000 | 8.000 | 1.193 | 1.193 | 1.193 | | 1.193 |
| | | | 20 | 04 | 02 | Materiale sanitare | | 2.000 | 4.000 | 2.872 | 2.872 | 2.872 | | 2.853 |
| | | | 51 | | | TITLUL VI TRANSFERURI INTRE UNITATI ALE ADMINISTRATIEI PUBLICE | | 941.000 | 3.508.000 | 1.345.305 | 1.345.305 | 1.345.305 | | 1.345.305 |
| | | | 51 | 01 | | Transferuri curente | | 800.000 | 1.200.000 | 1.006.784 | 1.006.784 | 1.006.784 | | 1.006.784 |
| | | | 51 | 01 | 46 | Transferuri din bugetele locale pentru finantarea cheltuielilor curente din domeniul sanatatii | | 800.000 | 1.200.000 | 1.006.784 | 1.006.784 | 1.006.784 | | 1.006.784 |
| | | | 51 | 02 | | Transferuri de capital | | 141.000 | 2.308.000 | 338.521 | 338.521 | 338.521 | | 338.521 |
| | | | 51 | 02 | 28 | Transferuri din bugetele locale pentru finantarea cheltuielilor de capital din domeniul sanatatii | | | | | | | | |
| 6702 | | | | | | CULTURA, RECREERE SI RELIGIE | | 141.000 | 2.308.000 | 338.521 | 338.521 | 338.521 | | 338.521 |
| | | | 01 | | | CHELTUIELI CURENTE | | 3.127.500 | 3.171.640 | 2.906.861 | 2.906.861 | 2.906.861 | | 2.906.861 |
| | | | 20 | | | TITLUL II BUNURI SI SERVICII | | 2.687.000 | 3.158.000 | 2.906.861 | 2.906.861 | 2.906.861 | | 2.906.861 |
| | | | 20 | 30 | | Alte cheltuieli | | 250.000 | 250.000 | 142.479 | 142.479 | 142.479 | | 142.479 |
| | | | 20 | 30 | 30 | Alte cheltuieli cu bunuri si servicii | | 250.000 | 250.000 | 142.479 | 142.479 | 142.479 | | 142.479 |




| Capi- tot | Sub- capi- tot | Pa- ra- graf | Cru- pa / Titlu col | Ar- ti- col | Ali- ne- at | Denumire indicator | Credite de angajament | Credite bugetare | | Angajamente bugetare | Angajamente legale | Plati efectuate | Angajamente legale de platit | Cheltuieli efective |
|--------------|----------------------|--------------------|------------------------------|-------------------|-------------------|--|--------------------------|------------------|------------|-------------------------|-----------------------|--------------------|------------------------------------|------------------------|
| | | | | | | | | initiale | definitive | | | | | |
| A | | | | | | B | 1 | 2 | 3 | 4 | 5 | 6 | 7=5-6 | 8 |
| | | | 51 | | | TITLUL VI TRANSFERURI INTRE UNITATI ALE ADMINISTRATIEI PUBLICE | | | | | | | | |
| | | | 51 | 01 | | Transferuri curente | | 1.687.000 | 1.808.000 | 1.791.264 | 1.791.264 | 1.791.264 | 1.791.264 | 1.791.264 |
| | | | 51 | 01 | 01 | Transferuri catre institutiile publice | | 1.687.000 | 1.808.000 | 1.791.264 | 1.791.264 | 1.791.264 | 1.791.264 | 1.791.264 |
| | | | 59 | | | TITLUL XI ALTE CHELTUIELI | | | | | | | | |
| | | | 59 | 11 | | Asociatii si fundatii | | 750.000 | 1.100.000 | 973.118 | 973.118 | 973.118 | 973.118 | 973.118 |
| | | | 59 | 12 | | Sustinerea cultelor | | 650.000 | 950.000 | 823.118 | 823.118 | 823.118 | 823.118 | 823.118 |
| | | | 70 | | | CHELTUIELI DE CAPITAL | | 100.000 | 150.000 | 150.000 | 150.000 | 150.000 | 150.000 | 150.000 |
| | | | 71 | | | TITLUL XIII ACTIVE NEFINANCIARE | | 440.500 | 13.640 | 13.640 | 13.640 | 13.640 | 13.640 | 13.640 |
| | | | 71 | 01 | | Active fixe | | 440.500 | 13.640 | 13.640 | 13.640 | 13.640 | 13.640 | 13.640 |
| | | | 71 | 01 | 01 | Constructii | | 440.500 | 13.640 | 13.640 | 13.640 | 13.640 | 13.640 | 13.640 |
| 6802 | | | 01 | | | ASIGURARI SI ASISTENTA SOCIALA | | 4.238.500 | 4.677.500 | 4.553.018 | 4.553.018 | 4.553.018 | 4.553.018 | 4.638.831 |
| | | | 10 | | | CHELTUIELI CURENTE | | 4.238.500 | 4.677.500 | 4.553.584 | 4.553.584 | 4.553.584 | 4.553.584 | 4.627.224 |
| | | | 10 | 01 | | TITLUL I CHELTUIELI DE PERSONAL | | 1.487.000 | 1.832.000 | 1.801.257 | 1.801.257 | 1.801.257 | 1.801.257 | 1.876.017 |
| | | | 10 | 01 | | Cheltuieli salariale in bani | | 1.213.000 | 1.482.000 | 1.467.770 | 1.467.770 | 1.467.770 | 1.467.770 | 1.531.156 |
| | | | 10 | 01 | 01 | Salarii de baza | | 1.200.000 | 1.472.000 | 1.462.902 | 1.462.902 | 1.462.902 | 1.462.902 | 1.526.288 |
| | | | 10 | 01 | 30 | Alte drepturi salariale in bani | | 13.000 | 10.000 | 4.868 | 4.868 | 4.868 | 4.868 | 4.868 |
| | | | 10 | 03 | | Contributii | | 274.000 | 350.000 | 333.487 | 333.487 | 333.487 | 333.487 | 344.861 |
| | | | 10 | 03 | 01 | Contributii de asigurari sociale de stat | | 192.000 | 241.000 | 233.009 | 233.009 | 233.009 | 233.009 | 246.439 |
| | | | 10 | 03 | 02 | Contributii de asigurari de somaj | | 6.500 | 8.500 | 7.171 | 7.171 | 7.171 | 7.171 | 7.490 |
| | | | 10 | 03 | 03 | Contributii de asigurari sociale de sanatate | | 63.000 | 80.000 | 76.326 | 76.326 | 76.326 | 76.326 | 79.318 |
| | | | 10 | 03 | 04 | Contributii de asigurari pentru accidente de munca si boli profesionale | | | | | | | | |
| | | | 10 | 03 | 06 | Contributii pentru concedii si | | 3.000 | 4.500 | 2.213 | 2.213 | 2.213 | 2.213 | 2.299 |




| Capi- tol | Sub- capi- tol | Pa- ra- graf | Cru- pa / Titlu | Ar- ti- col | Ali- ne- at | Denumire indicator | Credite de angajament | Credite bugetare | | Angajamente bugetare | Angajamente legale | Plati efectuate | Angajamente legale de platit | Cheltuieli efective |
|--------------|----------------------|--------------------|-----------------------|-------------------|-------------------|--|--------------------------|------------------|------------|-------------------------|-----------------------|--------------------|------------------------------------|------------------------|
| | | | | | | | | initiale | definitive | | | | | |
| A | | | | | | B | 1 | 2 | 3 | 4 | 5 | 6 | 7=5-6 | 8 |
| | | | | | | indemnizatii | | 9.500 | 16.000 | 14.768 | 14.768 | 14.768 | 7=5-6 | 8 |
| 20 | | | | | | TITLUL II BUNURI SI SERVICII | | 607.000 | 632.000 | 604.795 | 604.795 | 604.795 | | 9.315 |
| 20 | 01 | | | | | Bunuri si servicii | | 242.000 | 321.300 | 311.676 | 311.676 | 311.676 | | 603.375 |
| 20 | 01 | 01 | | | | Furnituri de birou | | 8.000 | 18.000 | 17.438 | 17.438 | 17.438 | | 311.823 |
| 20 | 01 | 02 | | | | Materiale pentru curatenie | | 15.000 | 13.000 | 12.268 | 12.268 | 12.268 | | 12.464 |
| 20 | 01 | 03 | | | | Incalzit, iluminat si forta motrica | | 50.000 | 51.000 | 47.239 | 47.239 | 47.239 | | 10.294 |
| 20 | 01 | 04 | | | | Apa, canal si salubritate | | 6.000 | 6.000 | 4.861 | 4.861 | 4.861 | | 45.877 |
| 20 | 01 | 05 | | | | Carburanti si lubrifianti | | 7.000 | 8.000 | 8.000 | 8.000 | 8.000 | | 6.223 |
| 20 | 01 | 06 | | | | Piese de schimb | | 2.000 | 7.000 | 6.906 | 6.906 | 6.906 | | 5.350 |
| 20 | 01 | 08 | | | | Posta, telecomunicatii, radio, tv, internet | | 20.000 | 17.000 | 15.753 | 15.753 | 15.753 | | 6.906 |
| 20 | 01 | 09 | | | | Materiale si prestari de servicii cu caracter functional | | 114.000 | 185.300 | 183.448 | 183.448 | 183.448 | | 17.236 |
| 20 | 01 | 30 | | | | Alte bunuri si servicii pentru intretinere si functionare | | 20.000 | 16.000 | 15.763 | 15.763 | 15.763 | | 183.448 |
| 20 | 02 | | | | | Reparatii curente | | 8.000 | 35.000 | 34.579 | 34.579 | 34.579 | | 24.025 |
| 20 | 03 | | | | | Hrana | | 188.000 | 159.000 | 145.256 | 145.256 | 145.256 | | 34.579 |
| 20 | 03 | 01 | | | | Hrana pentru oameni | | 188.000 | 159.000 | 145.256 | 145.256 | 145.256 | | 146.496 |
| 20 | 04 | | | | | Medicamente si materiale sanitare | | 2.000 | 3.000 | 2.023 | 2.023 | 2.023 | | 146.496 |
| 20 | 04 | 01 | | | | Medicamente | | 1.000 | 1.000 | 133 | 133 | 133 | | 1.711 |
| 20 | 04 | 02 | | | | Materiale sanitare | | 1.000 | 2.000 | 1.890 | 1.890 | 1.890 | | 133 |
| 20 | 05 | | | | | Bunuri de natura obiectelor de inventar | | 24.000 | 18.000 | 17.825 | 17.825 | 17.825 | | 1.578 |
| 20 | 05 | 30 | | | | Alte obiecte de inventar | | 24.000 | 18.000 | 17.825 | 17.825 | 17.825 | | 15.330 |
| 20 | 06 | | | | | Deplasari, detasari, transferari | | 70.000 | 60.200 | 59.212 | 59.212 | 59.212 | | 15.330 |
| 20 | 06 | 01 | | | | Deplasari interne, detasari, transferari | | 70.000 | 60.200 | 59.212 | 59.212 | 59.212 | | 59.212 |
| 20 | 11 | | | | | Carti, publicatii si materiale | | 70.000 | 60.200 | 59.212 | 59.212 | 59.212 | | 59.212 |



| Capi- tol | Sub- capi- tol | Pa- ra- graf | Gra- pa / Tytu- l | Ar- ti- col | Ali- ne- at | Denumire indicator | Credite de angajament | Credite bugetare | | | Angajamente legale | Plati efectuate | Angajamente legale de platit | Cheltuieli efective |
|--------------|----------------------|--------------------|----------------------------|-------------------|-------------------|--|--------------------------|------------------|------------|-----------|-----------------------|--------------------|------------------------------------|------------------------|
| | | | | | | | | initiale | definitive | | | | | |
| A | | | | | | B | 1 | 2 | 3 | 4 | 5 | 6 | 7=5-6 | 8 |
| | | | | | | documentare | | 3.000 | 1.400 | 341 | 341 | 341 | | 341 |
| | | 20 | 13 | | | Pregatire profesionala | | 25.000 | 20.100 | 20.029 | 20.029 | 20.029 | | 20.029 |
| | | 20 | 30 | | | Alte cheltuieli | | 45.000 | 14.000 | 13.854 | 13.854 | 13.854 | | 13.854 |
| | | 20 | 30 | 30 | | Alte cheltuieli cu bunuri si servicii | | 45.000 | 14.000 | 13.854 | 13.854 | 13.854 | | 13.854 |
| | | 51 | | | | TITLUL VI TRANSFERURI INTRE UNITATI ALE ADMINISTRATIEI PUBLICE | | 819.000 | 910.000 | 881.694 | 881.694 | 881.694 | | 881.694 |
| | | 51 | 01 | | | Transferuri curente | | 819.000 | 910.000 | 881.694 | 881.694 | 881.694 | | 881.694 |
| | | 51 | 01 | 01 | | Transferuri catre institutiile publice | | 819.000 | 910.000 | 881.694 | 881.694 | 881.694 | | 881.694 |
| | | 57 | | | | TITLUL VIII ASISTENTA SOCIALA | | 1.146.000 | 1.124.000 | 1.087.462 | 1.087.462 | 1.087.462 | | 1.087.462 |
| | | 57 | 02 | | | Ajutoare sociale | | 1.146.000 | 1.124.000 | 1.087.462 | 1.087.462 | 1.087.462 | | 1.087.462 |
| | | 57 | 02 | 01 | | Ajutoare sociale in numerar | | 1.146.000 | 1.124.000 | 1.087.462 | 1.087.462 | 1.087.462 | | 1.087.462 |
| | | 59 | | | | TITLUL XI ALTE CHELTUIELI | | 179.500 | 179.500 | 178.376 | 178.376 | 178.376 | | 178.376 |
| | | 59 | 11 | | | Asociatii si fundatii | | 179.500 | 179.500 | 178.376 | 178.376 | 178.376 | | 178.376 |
| | | 70 | | | | CHELTUIELI DE CAPITAL | | | | | | | | |
| | | 71 | | | | TITLUL XIII ACTIVE NEFINANCIARE | | | | | | | | |
| | | 71 | 01 | | | Active fixe | | | | | | | | 11.607 |
| | | 71 | 01 | 30 | | Alte active fixe (inclusiv reparatii capitale) | | | | | | | | 11.607 |
| | | 84 | | | | PLATI EFECTUATE IN ANII PRECEDENTI SI RECUPERATE IN ANUL CURENT | | | | -566 | -566 | -566 | | 11.607 |
| | | 85 | | | | Titlul XIX PLATI EFECTUATE IN ANII PRECEDENTI SI RECUPERATE IN ANUL CURENT | | | | -566 | -566 | -566 | | 11.607 |
| | | 85 | 01 | | | Plati efectuate in anii precedenti si recuperate in anul curent | | | | -566 | -566 | -566 | | 11.607 |
| | | 85 | 01 | 01 | | Plati efectuate in anii precedenti si | | | | -566 | -566 | -566 | | 11.607 |



| Capi- tol | Sub- capitol | Pa- ra- graf | Gr- pa / Titlu | Ar- ti- col | Al- ne- at | Denumire indicator | Credite de angajament | Credite bugetare | | Angajamente bugetare | Angajamente legale | Plati efectuate | Angajamente legale de platit | Cheltuieli efective |
|--------------|-----------------|--------------------|----------------------|-------------------|------------------|---|--------------------------|--------------------------------------|--|-------------------------------------|-------------------------------------|-------------------------------------|------------------------------------|-------------------------------------|
| | | | | | | | | initiale | definitive | | | | | |
| A | | | | | | B | 1 | 2 | 3 | 4 | 5 | 6 | 7=5-6 | 8 |
| 7000 | 02 | | | | | recuperate in anul curent (SF) | | | | | | | | |
| 7002 | | | | | | Partea IV-a SERVICII SI DEZVOLTARE PUBLICA, LOCUINTE, MEDIU SI APE LOCUINTE, SERVICII SI DEZVOLTARE CHELTUIELI CURENTE | | 11.098.470 9.840.620 8.000.000 | 13.717.740 12.642.820 10.990.480 | 9.811.399 9.298.759 8.623.136 | 9.811.399 9.298.759 8.623.136 | 9.811.399 9.298.759 8.623.136 | 7=5-6 | 8.836.987 8.623.136 8.623.136 |
| | | | | | | TITLUL VI TRANSFERURI INTRE UNITATI ALE ADMINISTRATIEI PUBLICE | | 8.000.000 | 10.990.480 | 8.623.136 | 8.623.136 | 8.623.136 | | 8.623.136 |
| | | | | | | Transferuri curente | | 8.000.000 | 10.990.480 | 8.623.136 | 8.623.136 | 8.623.136 | | 8.623.136 |
| | | | | | | Transferuri catre institutiile publice | | 8.000.000 | 10.990.480 | 8.623.136 | 8.623.136 | 8.623.136 | | 8.623.136 |
| | | | | | | CHELTUIELI DE CAPITAL | | 1.840.620 | 1.652.340 | 675.623 | 675.623 | 675.623 | | 675.623 |
| | | | | | | TITLUL XIII ACTIVE NEFINANCIARE | | 1.840.620 | 1.652.340 | 675.623 | 675.623 | 675.623 | | 675.623 |
| | | | | | | Active fixe | | 1.840.620 | 1.652.340 | 675.623 | 675.623 | 675.623 | | 675.623 |
| | | | | | | Constructii | | 1.840.620 | 1.652.340 | 675.623 | 675.623 | 675.623 | | 675.623 |
| 7402 | | | | | | PROTECTIA MEDIULUI | | 1.257.850 | 1.074.920 | 512.640 | 512.640 | 512.640 | | 512.640 |
| | | | | | | CHELTUIELI CURENTE | | | 213.860 | 213.851 | 213.851 | 213.851 | | 213.851 |
| | | | | | | TITLUL VII ALTE TRANSFERURI | | | 213.860 | 213.851 | 213.851 | 213.851 | | 213.851 |
| | | | | | | A. Transferuri interne | | | 213.860 | 213.851 | 213.851 | 213.851 | | 213.851 |
| | | | | | | Transferuri din bugetul local catre asociatiile de dezvoltare intercomuni- tate | | | | | | | | |
| | | | | | | CHELTUIELI DE CAPITAL | | 1.257.850 | 213.860 | 213.851 | 213.851 | 213.851 | | 213.851 |
| | | | | | | TITLUL XIII ACTIVE NEFINANCIARE | | 1.257.850 | 861.060 | 298.789 | 298.789 | 298.789 | | 298.789 |
| | | | | | | Active fixe | | 1.257.850 | 861.060 | 298.789 | 298.789 | 298.789 | | 298.789 |
| | | | | | | Constructii | | 1.257.850 | 861.060 | 298.789 | 298.789 | 298.789 | | 298.789 |
| 8000 | 02 | | | | | Partea V-a ACTIUNI ECONOMICE | | 13.171.650 | 10.885.390 | 7.036.371 | 7.036.371 | 7.036.371 | | 7.036.371 |
| 8402 | | | | | | TRANSPORTURI | | 13.171.650 | 10.885.390 | 7.036.371 | 7.036.371 | 7.036.371 | | 7.036.371 |



| Capi- tol | Sub- capi- tol | Pa- ra- graf | Cru- pa/ Titlu | Ar- ti- col | Ali- ne- at | Denumire indicator | Credite de angajament | Credite bugetare | | Angajamente legale | Plati efectuate | Angajamente legale de platit | Cheltuieli efective |
|--------------|----------------------|--------------------|----------------------|-------------------|-------------------|--|--------------------------|------------------|-----------|-----------------------|--------------------|------------------------------------|------------------------|
| | | | | | | | | 2 | 3 | | | | |
| A | | | | | | | 1 | 4 | 5 | 6 | 7=5-6 | 8 | |
| B | | | | | | | | | | | | | |
| 70 | | | | | | CHELTUIELI DE CAPITAL | | | | | | | |
| 71 | | | | | | TITLUL XIII ACTIVE NEFINANCIARE | | | | | | | |
| 71 | 01 | | | | | Active fixe | 10.839.650 | 8.553.390 | 4.758.434 | 4.758.434 | 4.758.434 | 4.758.434 | |
| 71 | 01 | 01 | | | | Constructii | 10.839.650 | 8.553.390 | 4.758.434 | 4.758.434 | 4.758.434 | 4.758.434 | |
| 79 | | | | | | OPERATIUNI FINANCIARE | | | | | | | |
| 81 | | | | | | TITLUL XVII RAMBURSARI DE CREDITE | | | | | | | |
| 81 | 02 | | | | | Rambursari de credite interne | 2.332.000 | 2.332.000 | 2.312.224 | 2.312.224 | 2.312.224 | 2.312.224 | |
| 81 | 02 | 05 | | | | Rambursari de credite aferente datorici publice interne locale | 2.332.000 | 2.332.000 | 2.312.224 | 2.312.224 | 2.312.224 | 2.312.224 | |
| 84 | | | | | | TITLUL XV PLATI EFECTUATE IN ANII PRECEDENTI SI RECUPERATE IN ANUL CURENT | | | | | | | |
| 85 | | | | | | Titlul XIX PLATI EFECTUATE IN ANII PRECEDENTI SI RECUPERATE IN ANUL CURENT | | | | | | | |
| 85 | 01 | | | | | Plati efectuate in anii precedenti si recuperate in anul curent | | | -34.287 | -34.287 | -34.287 | -34.287 | |
| 85 | 01 | 02 | | | | Plati efectuate in anii precedenti si recuperate in anul curent (SD) | | | -34.287 | -34.287 | -34.287 | -34.287 | |

Conducatorul compartimentului financiar-contabil


CARMEN LUPRINA ROMA

Autocumula

Conducatorul institutiei

ALEXANDRU DANCIU


VEF BCF
CASA SIMONA




CONTUL DE EXECUTIE AL BUGETULUI LOCAL - CHELTUIELI
SECTIUNEA DE FUNCTIONARE
31.12.2015

Pag. 1 - lei-


| Capi- tol | Sub- capi- tol | Pa- ra- graf | Gru- pa / Titlu col | Ar- ti- col | Al- ne- at | Denumire indicator | Credite de angajament | Credite bugetare | | Angajamente bugetare | Angajamente legale | Plati efectuate | Angajamente legale de platit | Cheltuieli efective |
|--------------|----------------------|--------------------|------------------------------|-------------------|------------------|---|--------------------------|------------------|------------|-------------------------|-----------------------|--------------------|------------------------------------|------------------------|
| | | | | | | | | initiale | definitive | | | | | |
| A | | | | | | B | 1 | 2 | 3 | 4 | 5 | 6 | 7=5-6 | 8 |
| 5002 | | | | | | TOTAL CHELTUIELI | | | | | | | | |
| | 01 | | | | | CHELTUIELI CURENTE | | 44.747.240 | 50.487.580 | 45.905.086 | 45.905.086 | 45.821.340 | 83.746 | 43.792.271 |
| | 10 | | | | | TITLUL I CHELTUIELI DE PERSONAL | | 42.415.240 | 48.155.580 | 43.670.438 | 43.670.438 | 43.586.692 | 83.746 | 43.792.271 |
| | 10 | 01 | | | | Cheltuieli salariale in bani | | 20.103.000 | 23.432.070 | 23.008.280 | 23.008.280 | 23.008.280 | | 23.484.018 |
| | 10 | 01 | 01 | | | Salarii de baza | | 16.338.490 | 18.826.670 | 18.616.577 | 18.616.577 | 18.616.577 | | 19.018.447 |
| | 10 | 01 | 05 | | | Sporuri pentru conditii de munca | | 15.147.660 | 17.672.020 | 17.520.432 | 17.520.432 | 17.520.432 | | 17.900.228 |
| | 10 | 01 | 06 | | | Alte sporuri | | 19.000 | 40.700 | 18.542 | 18.542 | 18.542 | | 35.418 |
| | 10 | 01 | 10 | | | Fond pentru posturi ocupate prin cumul | | 26.150 | 24.660 | 23.697 | 23.697 | 23.697 | | 23.682 |
| | 10 | 01 | 11 | | | Fond aferent platii cu ora | | 25.880 | 29.240 | 29.127 | 29.127 | 29.127 | | 26.330 |
| | 10 | 01 | 12 | | | Indemnizatii platite unor persoane din afara unitatii | | 561.600 | 608.060 | 605.218 | 605.218 | 605.218 | | 622.969 |
| | 10 | 01 | 13 | | | Indemnizatii de delegare | | 156.000 | 144.000 | 142.396 | 142.396 | 142.396 | | 142.875 |
| | 10 | 01 | 30 | | | Alte drepturi salariale in bani | | 21.800 | 21.230 | 9.633 | 9.633 | 9.633 | | 9.633 |
| | 10 | 02 | | | | Cheltuieli salariale in natura | | 380.400 | 286.760 | 267.532 | 267.532 | 267.532 | | 257.312 |
| | 10 | 02 | 02 | | | Norme de hrana | | | 79.000 | 73.898 | 73.898 | 73.898 | | 91.138 |
| | 10 | 03 | | | | Contributii | | | 79.000 | 73.898 | 73.898 | 73.898 | | 91.138 |
| | 10 | 03 | 01 | | | Contributii de asigurari sociale de stat | | 3.764.510 | 4.526.400 | 4.317.805 | 4.317.805 | 4.317.805 | | 4.374.433 |
| | 10 | 03 | 02 | | | Contributii de asigurari de somaj | | 2.572.280 | 3.127.660 | 3.074.132 | 3.074.132 | 3.074.132 | | 3.127.413 |
| | 10 | 03 | 03 | | | Contributii de asigurari sociale de sanatate | | 89.980 | 106.350 | 87.003 | 87.003 | 87.003 | | 89.005 |
| | 10 | 03 | 04 | | | Contributii de asigurari pentru accidente de munca si boli profesionale | | 866.220 | 990.740 | 961.980 | 961.980 | 961.980 | | 983.050 |
| | 10 | 03 | 06 | | | Contributii pentru concedii si indemnizatii | | 35.660 | 48.880 | 30.618 | 30.618 | 30.618 | | 31.274 |
| | 20 | | | | | TITLUL II BUNURI SI SERVICII | | 200.370 | 252.770 | 164.072 | 164.072 | 164.072 | | 143.691 |
| | | | | | | | | 5.565.000 | 6.382.940 | 5.321.770 | 5.321.770 | 5.238.024 | 83.746 | 4.966.031 |




| Capi- tol | Sub- capi- tol | Pa- ra- gra- ful | Gru- pa / Titlu | Ar- ti- col | Ali- ne- at | Denumire indicator | Credite de angajament | Credite bugetare | | Angajamente bugetare | Angajamente legale | Plati efectuate | Angajamente legale de platit | Cheltuieli efective |
|--------------|----------------------|---------------------------|-----------------------|-------------------|-------------------|--|--------------------------|------------------|------------|-------------------------|-----------------------|--------------------|------------------------------------|------------------------|
| | | | | | | | | initiale | definitive | | | | | |
| A | | | | | | B | 1 | 2 | 3 | 4 | 5 | 6 | 7=5-6 | 8 |
| | | | 20 01 | | | Bunuri si servicii | | 2.868.430 | 3.149.200 | 2.743.464 | 2.743.464 | 2.736.713 | 6.751 | 2.722.710 |
| | | | 20 01 | 01 | | Furnituri de birou | | 152.200 | 221.470 | 184.781 | 184.781 | 184.781 | | 175.705 |
| | | | 20 01 | 02 | | Materiale pentru curatenie | | 107.550 | 109.650 | 98.267 | 98.267 | 98.267 | | 93.416 |
| | | | 20 01 | 03 | | Incalzit, iluminat si forta motrica | | 1.177.930 | 1.319.400 | 1.174.013 | 1.174.013 | 1.174.013 | | 1.160.228 |
| | | | 20 01 | 04 | | Apa, canal si salubritate | | 184.700 | 171.950 | 149.101 | 149.101 | 148.824 | | 150.023 |
| | | | 20 01 | 05 | | Carburanti si lubrifianti | | 145.600 | 146.600 | 109.292 | 109.292 | 102.857 | | 103.306 |
| | | | 20 01 | 06 | | Piese de schimb | | 66.000 | 49.600 | 35.280 | 35.280 | 35.280 | | 35.280 |
| | | | 20 01 | 07 | | Transport | | 189.000 | 196.400 | 189.805 | 189.805 | 189.805 | | 189.805 |
| | | | 20 01 | 08 | | Posta, telecomunicatii, radio, tv, internet | | 173.350 | 157.340 | 142.479 | 142.479 | 142.479 | | 140.182 |
| | | | 20 01 | 09 | | Materiale si prestari de servicii cu caracter functional | | 251.100 | 334.800 | 274.395 | 274.395 | 274.395 | | 274.314 |
| | | | 20 01 | 30 | | Alte bunuri si servicii pentru intretinere si functionare | | 421.000 | 441.990 | 386.051 | 386.051 | 386.012 | 39 | 400.451 |
| | | | 20 02 | | | Reparatii curente | | 127.400 | 385.830 | 370.679 | 370.679 | 370.679 | | 370.818 |
| | | | 20 03 | | | Hrana | | 316.000 | 249.000 | 208.892 | 208.892 | 208.892 | | 210.132 |
| | | | 20 03 | 01 | | Hrana pentru oameni | | 314.000 | 247.000 | 208.892 | 208.892 | 208.892 | | 210.132 |
| | | | 20 03 | 02 | | Hrana pentru animale | | 2.000 | 2.000 | | | | | |
| | | | 20 04 | | | Medicamente si materiale sanitare | | 16.000 | 17.000 | 8.085 | 8.085 | 8.085 | | 7.754 |
| | | | 20 04 | 01 | | Medicamente | | 13.000 | 11.000 | 3.323 | 3.323 | 3.323 | | 3.323 |
| | | | 20 04 | 02 | | Materiale sanitare | | 3.000 | 6.000 | 4.762 | 4.762 | 4.762 | | 4.431 |
| | | | 20 05 | | | Bunuri de natura obiectelor de inventar | | 125.110 | 509.230 | 376.304 | 376.304 | 376.304 | | 91.522 |
| | | | 20 05 | 01 | | Uniforme si echipament | | 26.500 | 41.500 | 5.334 | 5.334 | 5.334 | | 5.334 |
| | | | 20 05 | 03 | | Lenjerie si accesorii de pat | | 12.000 | 22.200 | 12.582 | 12.582 | 12.582 | | 15.807 |
| | | | 20 05 | 30 | | Alte obiecte de inventar | | 86.610 | 445.530 | 358.388 | 358.388 | 358.388 | | 75.715 |
| | | | 20 06 | | | Deplasari, detasari, transferari | | 348.760 | 423.160 | 375.328 | 375.328 | 375.328 | | 374.021 |




| Capi- tol | Sub- capi- tol | Pa- ra- graf | Gru- pa / Titlu col | Ar- ti- col | Ali- ne- at | Denumire indicator | Credite de angajament | | Credite bugetare | | Angajamente legale | Plati efectuate | Angajamente legale de platit | Cheltuieli efective |
|--------------|----------------------|--------------------|------------------------------|-------------------|-------------------|---|--------------------------|---|------------------|-----------|-----------------------|--------------------|------------------------------------|------------------------|
| | | | | | | | 1 | 2 | 3 | 4 | | | | |
| | | | A | | | B | | | | | | | | |
| | | | 20 | 06 | 01 | Deplasari interne, detasari, transferari | | | 277.260 | 411.660 | 369.321 | 369.321 | | 368.193 |
| | | | 20 | 06 | 02 | Deplasari in strainatate | | | 71.500 | 11.500 | 6.007 | 6.007 | | 5.828 |
| | | | 20 | 11 | | Carti, publicatii si materiale documentare | | | 13.000 | 12.400 | 8.247 | 8.247 | | 8.247 |
| | | | 20 | 12 | | Consultanta si expertiza | | | 190.000 | 130.000 | 2.000 | 2.000 | | 2.000 |
| | | | 20 | 13 | | Pregatire profesionala | | | 175.700 | 126.630 | 106.138 | 106.138 | | 106.138 |
| | | | 20 | 14 | | Protectia muncii | | | 2.000 | 2.000 | 500 | 500 | | 500 |
| | | | 20 | 19 | | Contributii ale administratiei publice locale la realizarea unor lucrari si servicii de interes public local, in baza unor conventii sau contracte de asociere | | | 42.500 | 75.010 | 70.161 | 70.161 | | 70.161 |
| | | | 20 | 24 | | Comisioane si alte costuri aferente imprumuturilor | | | 14.500 | 14.500 | 11.080 | 11.080 | | 10.978 |
| | | | 20 | 24 | 02 | Comisioane si alte costuri aferente imprumuturilor interne | | | 14.500 | 14.500 | 11.080 | 11.080 | | 10.978 |
| | | | 20 | 30 | | Alte cheltuieli | | | 1.325.600 | 1.288.980 | 1.040.892 | 963.897 | 76.995 | 991.050 |
| | | | 20 | 30 | 01 | Reclama si publicitate | | | 87.000 | 80.000 | 64.278 | 42.758 | 21.520 | 42.758 |
| | | | 20 | 30 | 02 | Protocol si reprezentare | | | 7.000 | 7.000 | 2.959 | 2.959 | | 4.359 |
| | | | 20 | 30 | 03 | Prime de asigurare non-viata | | | 20.000 | 32.340 | 23.999 | 23.999 | | 28.637 |
| | | | 20 | 30 | 04 | Chirii | | | 83.000 | 84.810 | 84.794 | 84.794 | | 84.794 |
| | | | 20 | 30 | 09 | Executarea silita a creantelor bugetare | | | 10.000 | 10.000 | 864.862 | 809.387 | 55.475 | 830.502 |
| | | | 20 | 30 | 30 | Alte cheltuieli cu bunuri si servicii | | | 1.118.600 | 1.074.830 | 864.862 | 809.387 | 55.475 | 830.502 |
| | | | 30 | | | TITLUL III DOBANZI | | | 570.000 | 666.000 | 550.336 | 550.336 | | 551.870 |
| | | | 30 | 01 | | Dobanzi aferente datoriei publice interne | | | 570.000 | 666.000 | 550.336 | 550.336 | | 551.870 |
| | | | 30 | 01 | 01 | Dobanzi aferente datoriei publice interne directe | | | 570.000 | 666.000 | 550.336 | 550.336 | | 551.870 |




| Capi- tol | Sub- capi- tol | Pa- ra- graf | Cru- pa / Tifu | Ar- ti- col | Ali- ne- at | Denumire indicator | Credite de angajament | Credite bugetare | | Angajamente bugetare | Angajamente legale | Plati efectuate | Angajamente legale de platit | Cheltuieli efective | |
|--------------|----------------------|--------------------|----------------------|-------------------|-------------------|--|--------------------------|------------------|------------|-------------------------|-----------------------|--------------------|------------------------------------|------------------------|--|
| | | | | | | | | initiale | definitive | | | | | | |
| A | | | | | | | 1 | 2 | 3 | 4 | 5 | 6 | 7=5-6 | 8 | |
| B | | | | | | | | | | | | | | | |
| | 50 | | | | | TITLUL V FONDURI DE REZERVA | | 2.595.740 | 98.380 | | | | | | |
| | 50 | 04 | | | | Fond de rezerva bugetara la dispozitia autoritatilor locale | | 2.595.740 | 98.380 | | | | | | |
| | 51 | | | | | TITLUL VI TRANSFERURI INTRE UNITATI ALE ADMINISTRATIEI PUBLICE | | | | | | | | | |
| | 51 | 01 | | | | Transferuri curente | | 11.306.000 | 14.908.480 | 12.302.878 | 12.302.878 | 12.302.878 | | 12.302.878 | |
| | 51 | 01 | 01 | | | Transferuri catre institutii publice | | 11.306.000 | 14.908.480 | 12.302.878 | 12.302.878 | 12.302.878 | | 12.302.878 | |
| | 51 | 01 | 46 | | | Transferuri din bugetele locale pentru finantarea cheltuielilor curente din domeniul sanatatii | | 10.506.000 | 13.708.480 | 11.296.094 | 11.296.094 | 11.296.094 | | 11.296.094 | |
| | 57 | | | | | TITLUL VIII ASISTENTA SOCIALA | | 800.000 | 1.200.000 | 1.006.784 | 1.006.784 | 1.006.784 | | 1.006.784 | |
| | 57 | 02 | | | | Ajutoare sociale | | 1.146.000 | 1.188.210 | 1.150.946 | 1.150.946 | 1.150.946 | | 1.151.246 | |
| | 57 | 02 | 01 | | | Ajutoare sociale in numerar | | 1.146.000 | 1.188.210 | 1.150.946 | 1.150.946 | 1.150.946 | | 1.151.246 | |
| | 57 | 02 | 04 | | | Tichete cadou acordate pentru cheltuieli sociale | | 1.146.000 | 1.124.000 | 1.087.462 | 1.087.462 | 1.087.462 | | 1.087.762 | |
| | 59 | | | | | TITLUL XI ALTE CHELTUIELI | | | 64.210 | 63.484 | 63.484 | 63.484 | | 63.484 | |
| | 59 | 01 | | | | Burse | | 1.129.500 | 1.479.500 | 1.336.228 | 1.336.228 | 1.336.228 | | 1.336.228 | |
| | 59 | 11 | | | | Asociatii si fundatii | | 200.000 | 200.000 | 184.734 | 184.734 | 184.734 | | 184.734 | |
| | 59 | 12 | | | | Sustinerea cultelor | | 829.500 | 1.129.500 | 1.001.494 | 1.001.494 | 1.001.494 | | 1.001.494 | |
| | 79 | | | | | OPERATIUNI FINANCIARE | | 100.000 | 150.000 | 150.000 | 150.000 | 150.000 | | 150.000 | |
| | 81 | | | | | TITLUL XVII RAMBURSARI DE CREDITE | | 2.332.000 | 2.332.000 | 2.312.224 | 2.312.224 | 2.312.224 | | 2.312.224 | |
| | 81 | 02 | | | | Rambursari de credite interne | | 2.332.000 | 2.332.000 | 2.312.224 | 2.312.224 | 2.312.224 | | 2.312.224 | |
| | 81 | 02 | 05 | | | Rambursari de credite aferente datoriei publice interne locale | | 2.332.000 | 2.332.000 | 2.312.224 | 2.312.224 | 2.312.224 | | 2.312.224 | |
| | 84 | | | | | PLATI EFECTUATE IN ANII PRECEDENTI SI RECUPERATE IN ANUL CURENT | | 2.332.000 | 2.332.000 | 2.312.224 | 2.312.224 | 2.312.224 | | 2.312.224 | |
| | | | | | | | | | | -77.576 | -77.576 | -77.576 | | -77.576 | |




| Capi- tol | Sub- capi- tol | Pa- ra- graf | Cru- pa / Titlu | Ar- ti- col | Ali- ne- at | Denumire indicator | Credite de angajament | Credite bugetare | | Angajamente bugetare | Angajamente legale | Plati efectuate | Angajamente legale de platit | Cheltuieli efective |
|--------------|----------------------|--------------------|-----------------------|-------------------|-------------------|--|--------------------------|------------------|------------|-------------------------|-----------------------|--------------------|------------------------------------|------------------------|
| | | | | | | | | initiale | definitive | | | | | |
| A | | | | | | B | 1 | 2 | 3 | 4 | 5 | 6 | 7=5-6 | 8 |
| 5100 | 02 | | 85 | | | Titlul XIX PLATI EFECTUATE IN ANII PRECEDENTI SI RECUPERATE IN ANUL CURENT | | | | | | | | |
| | | | 85 | 01 | | Plati efectuate in anii precedenti si recuperate in anul curent | | | -77.576 | -77.576 | -77.576 | -77.576 | | |
| | | | 85 | 01 | 01 | Plati efectuate in anii precedenti si recuperate in anul curent (SF) | | | -77.576 | -77.576 | -77.576 | -77.576 | | |
| | | | | | | Partea I-a SERVICII PUBLICE GENERALE AUTORITATI PUBLICE SI ACTIUNI EXTERNE | | 7.065.740 | 4.799.740 | 4.016.278 | 4.016.278 | 3.937.675 | 78.603 | 3.991.458 |
| | | | 01 | | | CHELTUIELI CURENTE | | 3.650.000 | 3.773.960 | 3.230.559 | 3.230.559 | 3.151.956 | 78.603 | 3.183.594 |
| | | | 10 | | | TITLUL I CHELTUIELI DE PERSONAL | | 3.650.000 | 3.773.960 | 3.275.647 | 3.275.647 | 3.197.044 | 78.603 | 3.183.594 |
| | | | 10 | 01 | | Cheltuieli salariale in bani | | 2.150.000 | 2.190.000 | 2.146.663 | 2.146.663 | 2.146.663 | | 2.200.862 |
| | | | 10 | 01 | 01 | Salarii de baza | | 1.769.000 | 1.821.600 | 1.794.684 | 1.794.684 | 1.794.684 | | 1.831.293 |
| | | | 10 | 01 | 05 | Sporuri pentru conditii de munca | | 1.350.000 | 1.469.500 | 1.468.675 | 1.468.675 | 1.468.675 | | 1.497.650 |
| | | | 10 | 01 | 12 | Indemnizatii platite unor persoane din afara unitatii | | | 15.000 | | | | | 9.425 |
| | | | 10 | 01 | 13 | Indemnizatii de delegare | | 156.000 | 144.000 | 142.396 | 142.396 | 142.396 | | 142.875 |
| | | | 10 | 01 | 30 | Alte drepturi salariale in bani | | 13.000 | 13.000 | 7.389 | 7.389 | 7.389 | | 7.389 |
| | | | 10 | 03 | | Contributii | | 250.000 | 180.100 | 176.224 | 176.224 | 176.224 | | 173.954 |
| | | | 10 | 03 | 01 | Contributii de asigurari sociale de stat | | 381.000 | 368.400 | 351.979 | 351.979 | 351.979 | | 369.569 |
| | | | 10 | 03 | 02 | Contributii de asigurari de somaj | | 260.000 | 250.100 | 248.087 | 248.087 | 248.087 | | 254.150 |
| | | | 10 | 03 | 03 | Contributii de asigurari sociale de sanatate | | 9.000 | 9.300 | 7.756 | 7.756 | 7.756 | | 7.920 |
| | | | 10 | 03 | 04 | Contributii de asigurari pentru accidente de munca si boli profesionale | | 95.000 | 91.700 | 89.343 | 89.343 | 89.343 | | 91.345 |
| | | | | | | | | 3.000 | 3.100 | 2.377 | 2.377 | 2.377 | | 2.439 |




| Capi- tol | Sub- cap- tol | Pa- ra- graf | Cru- pa / Titlu | Ar- ti- col | Ali- ne- at | Denumire indicator | Credite de angajament | Credite bugetare | | Angajamente bugetare | Angajamente legale | Plati efectuate | Angajamente legale de platit | Cheltuieli efective | |
|--------------|---------------------|--------------------|-----------------------|-------------------|-------------------|--|--------------------------|------------------|-----------|-------------------------|-----------------------|--------------------|------------------------------------|------------------------|--|
| | | | | | | | | 2 | 3 | | | | | | |
| A | | | | | | | 1 | 2 | 3 | 4 | 5 | 6 | 7=5-6 | 8 | |
| B | | | | | | | | | | | | | | | |
| 10 | 03 | 06 | | | | Contributii pentru concedii si indemnizatii | | 14.000 | 14.200 | 4.416 | 4.416 | 4.416 | | 13.715 | |
| 20 | | | | | | TITLUL II BUNURI SI SERVICII | | 1.500.000 | 1.583.960 | 1.128.984 | 1.128.984 | 1.050.381 | 78.603 | 982.732 | |
| 20 | 01 | | | | | Bunuri si servicii | | 399.500 | 422.500 | 349.364 | 349.364 | 347.756 | 1.608 | 333.951 | |
| 20 | 01 | 01 | | | | Furnituri de birou | | 75.000 | 120.000 | 105.507 | 105.507 | 105.507 | | 107.130 | |
| 20 | 01 | 02 | | | | Materiale pentru curatenie | | 6.500 | 6.500 | 4.920 | 4.920 | 4.920 | | 3.547 | |
| 20 | 01 | 03 | | | | Incalziti, iluminat si forta motrica | | 114.000 | 138.000 | 108.256 | 108.256 | 108.256 | | 95.833 | |
| 20 | 01 | 04 | | | | Apa, canal si salubritate | | 14.000 | 10.000 | 7.291 | 7.291 | 7.014 | 277 | 6.851 | |
| 20 | 01 | 05 | | | | Carburanti si lubrifianti | | 18.000 | 18.000 | 14.192 | 14.192 | 12.900 | 1.292 | 14.342 | |
| 20 | 01 | 06 | | | | Piese de schimb | | 35.000 | 20.000 | 12.518 | 12.518 | 12.518 | | 12.518 | |
| 20 | 01 | 08 | | | | Posta, telecomunicatii, radio, tv, internet | | 65.000 | 65.000 | 64.779 | 64.779 | 64.779 | | 61.267 | |
| 20 | 01 | 09 | | | | Materiale si prestari de servicii cu caracter functional | | 35.000 | 15.000 | 7.372 | 7.372 | 7.372 | | 7.934 | |
| 20 | 01 | 30 | | | | Alte bunuri si servicii pentru intretinere si functionare | | 37.000 | 30.000 | 24.529 | 24.529 | 24.490 | 39 | 24.529 | |
| 20 | 02 | | | | | Reparatii curente | | 50.000 | 22.400 | 17.235 | 17.235 | 17.235 | | 17.335 | |
| 20 | 05 | | | | | Bunuri de natura obiectelor de inventar | | 50.000 | 149.600 | 67.271 | 67.271 | 67.271 | | 162 | |
| 20 | 05 | 30 | | | | Alte obiecte de inventar | | 50.000 | 149.600 | 67.271 | 67.271 | 67.271 | | 162 | |
| 20 | 06 | | | | | Deplasari, detasari, transferari | | 212.000 | 239.000 | 214.727 | 214.727 | 214.727 | | 213.520 | |
| 20 | 06 | 01 | | | | Deplasari interne, detasari, transferari | | 142.000 | 229.000 | 208.720 | 208.720 | 208.720 | | 207.692 | |
| 20 | 06 | 02 | | | | Deplasari in strainatate | | 70.000 | 10.000 | 6.007 | 6.007 | 6.007 | | 5.828 | |
| 20 | 11 | | | | | Carti, publicatii si materiale documentare | | | | | | | | | |
| 20 | 12 | | | | | Consultanta si expertiza | | 10.000 | 10.000 | 7.015 | 7.015 | 7.015 | | 7.015 | |
| 20 | 13 | | | | | Pregatire profesionala | | 190.000 | 130.000 | 2.000 | 2.000 | 2.000 | | 2.000 | |
| | | | | | | | | 65.000 | 57.500 | 47.999 | 47.999 | 47.999 | | 47.999 | |




| Capi- tol | Sub- cap- tol | Pa- ra- graf | Cru- pa / Titlu | Ar- ti- col | Ali- ne- at | Denumire indicator | Credite de angajament | Credite bugetare | | Angajamente bugetare | Angajamente legale | Plati efectuate | Angajamente legale de platit | Cheltuieli efective |
|--------------|---------------------|--------------------|-----------------------|-------------------|-------------------|--|--------------------------|------------------|------------|-------------------------|-----------------------|--------------------|------------------------------------|------------------------|
| | | | | | | | | initiale | definitive | | | | | |
| A | | | | | | B | 1 | 2 | 3 | 4 | 5 | 6 | 7=5-6 | 8 |
| | 20 | 19 | | | | Contributii ale administratiei publice locale la realizarea unor lucrari si servicii de interes public local, in baza unor conventii sau contracte de asociere | | 42.500 | 75.010 | 70.161 | 70.161 | 70.161 | | 70.161 |
| | 20 | 24 | | | | Comisioane si alte costuri aferente imprumuturilor | | 14.500 | 14.500 | 11.080 | 11.080 | 11.080 | | 11.080 |
| | 20 | 24 | 02 | | | Comisioane si alte costuri aferente imprumuturilor interne | | 14.500 | 14.500 | 11.080 | 11.080 | 11.080 | | 11.080 |
| | 20 | 30 | | | | Alte cheltuieli | | 466.500 | 463.450 | 342.132 | 342.132 | 265.137 | 76.995 | 279.611 |
| | 20 | 30 | 01 | | | Reclama si publicitate | | 80.000 | 80.000 | 64.278 | 64.278 | 42.758 | 21.520 | 42.758 |
| | 20 | 30 | 02 | | | Protocol si reprezentare | | 7.000 | 7.000 | 2.959 | 2.959 | 2.959 | | 2.855 |
| | 20 | 30 | 03 | | | Prime de asigurare non-viata | | 12.000 | 12.000 | 6.955 | 6.955 | 6.955 | | 8.351 |
| | 20 | 30 | 09 | | | Executarea silita a creantelor bugetare | | 10.000 | 10.000 | | | | | |
| | 20 | 30 | 30 | | | Alte cheltuieli cu bunuri si servicii | | 357.500 | 354.450 | 267.940 | 267.940 | 212.465 | 55.475 | 225.647 |
| | 84 | | | | | PLATI EFECTUATE IN ANII PRECEDENTI SI RECUPERATE IN ANUL CURENT | | | | -45.088 | -45.088 | -45.088 | | |
| | 85 | | | | | Titlul XIX PLATI EFECTUATE IN ANII PRECEDENTI SI RECUPERATE | | | | -45.088 | -45.088 | -45.088 | | |
| | 85 | 01 | | | | IN ANUL CURENT | | | | -45.088 | -45.088 | -45.088 | | |
| | 85 | 01 | 01 | | | Plati efectuate in anii precedenti si recuperate in anul curent | | | | -45.088 | -45.088 | -45.088 | | |
| | 85 | 01 | 01 | | | Plati efectuate in anii precedenti si recuperate in anul curent (SF) | | | | -45.088 | -45.088 | -45.088 | | |
| 5402 | 01 | | | | | ALTE SERVICII PUBLICE GENERALE | | 2.845.740 | 359.780 | 235.383 | 235.383 | 235.383 | | 255.994 |
| | 10 | | | | | CHELTUIELI CURENTE | | 2.845.740 | 359.780 | 241.713 | 241.713 | 241.713 | | 255.994 |
| | | | | | | TITLUL I CHELTUIELI DE PERSONAL | | 207.000 | 217.000 | 208.487 | 208.487 | 208.487 | | 215.402 |





| Capi- tol | Sub- cap- tol | Pa- ra- graf | Cru- pa / Titlu | Ar- ti- col | Ali- ne- at | Denumire indicator | Credite de angajament | Credite bugetare | | Angajamente bugetare | Angajamente legale | Plati efectuate | Angajamente legale de platit | Cheltuieli efective |
|--------------|---------------------|--------------------|-----------------------|-------------------|-------------------|--|--------------------------|------------------|------------|-------------------------|-----------------------|--------------------|------------------------------------|------------------------|
| | | | | | | | | initiale | definitive | | | | | |
| A | | | | | | B | 1 | 2 | 3 | 4 | 5 | 6 | 7-5-6 | 8 |
| | | | | | | Cheltuieli salariale in bani | | | | | | | | |
| | | | 10 01 | | | Salarii de baza | | 168.000 | 175.800 | 172.670 | 172.670 | 172.670 | | 177.563 |
| | | | 10 01 | 01 | | Sporuri pentru conditii de munca | | 143.000 | 156.300 | 156.145 | 156.145 | 156.145 | | 156.836 |
| | | | 10 01 | 05 | | Alte drepturi salariale in bani | | 25.000 | 2.000 | 16.525 | 16.525 | 16.525 | | 1.090 |
| | | | 10 01 | 30 | | Contributii | | 39.000 | 41.200 | 35.817 | 35.817 | 35.817 | | 19.637 |
| | | | 10 03 | | | Contributii de asigurari sociale de stat | | 27.000 | 28.500 | 25.907 | 25.907 | 25.907 | | 26.689 |
| | | | 10 03 | 02 | | Contributii de asigurari de somaj | | 1.000 | 1.100 | 733 | 733 | 733 | | 756 |
| | | | 10 03 | 03 | | Contributii de asigurari sociale de sanatate | | 9.000 | 9.500 | 8.471 | 8.471 | 8.471 | | 8.738 |
| | | | 10 03 | 04 | | Contributii de asigurari pentru accidente de munca si boli profesionale | | 500 | 550 | 224 | 224 | 224 | | 230 |
| | | | 10 03 | 06 | | Contributii pentru concedii si indemnizatii | | 1.500 | 1.550 | 482 | 482 | 482 | | 1.426 |
| | | | 20 | | | TITLUL II BUNURI SI SERVICII | | 43.000 | 44.400 | 33.226 | 33.226 | 33.226 | | 40.592 |
| | | | 20 01 | | | Bunuri si servicii | | 11.500 | 6.500 | 3.852 | 3.852 | 3.852 | | 3.904 |
| | | | 20 01 | 01 | | Furnituri de birou | | 4.500 | 1.200 | 516 | 516 | 516 | | 568 |
| | | | 20 01 | 08 | | Posta, telecomunicatii, radio, tv, internet | | 2.500 | 2.300 | 1.878 | 1.878 | 1.878 | | 1.878 |
| | | | 20 01 | 09 | | Materiale si prestari de servicii cu caracter functional | | 2.000 | 2.000 | 1.108 | 1.108 | 1.108 | | 1.108 |
| | | | 20 01 | 30 | | Alte bunuri si servicii pentru intretinere si functionare | | 2.500 | 1.000 | 350 | 350 | 350 | | 350 |
| | | | 20 05 | | | Bunuri de natura obiectelor de inventar | | 1.500 | 1.500 | | | | | |
| | | | 20 05 | 30 | | Alte obiecte de inventar | | 1.500 | 1.500 | | | | | |
| | | | 20 06 | | | Deplasari, deplasari, transferari | | 20.000 | 26.000 | 21.374 | 21.374 | 21.374 | | 21.374 |




| Capi- tol | Sub- capi- tol | Pa- ra- graf | Cru- pa / Titlu | Ar- ti- col | Ali- ne- at | Denumire indicator | Credite de angajament | Credite bugetare | | Angajamente bugetare | Angajamente legale | Plati efectuate | Angajamente legale de platit | Cheltuieli efective |
|--------------|----------------------|--------------------|-----------------------|-------------------|-------------------|--|--------------------------|------------------|------------|-------------------------|-----------------------|--------------------|------------------------------------|------------------------|
| | | | | | | | | initiale | definitive | | | | | |
| A | | | | | | B | 1 | 2 | 3 | 4 | 5 | 6 | 7=5-6 | 8 |
| | | | 20 | 06 | 01 | Deplasari interne, detasari, transferari | | 20.000 | 26.000 | 21.374 | 21.374 | 21.374 | 7=5-6 | 21.374 |
| | | | 20 | 13 | | Pregatire profesionala | | 7.000 | 6.000 | 5.145 | 5.145 | 5.145 | | 5.145 |
| | | | 20 | 30 | | Alte cheltuieli | | 3.000 | 4.400 | 2.855 | 2.855 | 2.855 | | 2.855 |
| | | | 20 | 30 | 30 | Alte cheltuieli cu bunuri si servicii | | 3.000 | 4.400 | 2.855 | 2.855 | 2.855 | | 2.855 |
| | | | 50 | | | TITLUL V FONDURI DE REZERVA | | 2.595.740 | 98.380 | | | | | 10.169 |
| | | | 50 | 04 | | Fond de rezerva bugetara la dispozitia autoritatilor locale | | | 98.380 | | | | | 10.169 |
| | | | 84 | | | PLATI EFECTUATE IN ANII PRECEDENTI SI RECUPERATE IN ANUL CURENT | | | | -6.330 | -6.330 | -6.330 | | -6.330 |
| | | | 85 | | | Titlul XIX PLATI EFECTUATE IN ANII PRECEDENTI SI RECUPERATE IN ANUL CURENT | | | | -6.330 | -6.330 | -6.330 | | -6.330 |
| | | | 85 | 01 | | Plati efectuate in anii precedenti si recuperate in anul curent | | | | -6.330 | -6.330 | -6.330 | | -6.330 |
| | | | 85 | 01 | 01 | Plati efectuate in anii precedenti si recuperate in anul curent (SF) | | | | -6.330 | -6.330 | -6.330 | | -6.330 |
| 5502 | | | | | | TRANZACTII PRIVIND DATORIA PUBLICA SI IMPRUMUTURI | | 570.000 | 666.000 | 550.336 | 550.336 | 550.336 | | 551.870 |
| | | | 01 | | | CHELTUIELI CURENTE | | 570.000 | 666.000 | 550.336 | 550.336 | 550.336 | | 551.870 |
| | | | 30 | | | TITLUL III DOBANZI | | 570.000 | 666.000 | 550.336 | 550.336 | 550.336 | | 551.870 |
| | | | 30 | 01 | | Dobanzi aferente datoriei publice interne | | 570.000 | 666.000 | 550.336 | 550.336 | 550.336 | | 551.870 |
| | | | 30 | 01 | 01 | Dobanzi aferente datoriei publice interne directe | | 570.000 | 666.000 | 550.336 | 550.336 | 550.336 | | 551.870 |
| 6000 | 02 | | | | | Partea II-a APARARE, ORDINE PUBLICA SI SIGURANTA NATIONALA | | 1.132.000 | 1.152.000 | 969.933 | 969.933 | 964.790 | 5.143 | 981.229 |
| 6102 | | | | | | ORDINE PUBLICA SI SIGURANTA NATIONALA | | 1.132.000 | 1.152.000 | 969.933 | 969.933 | 964.790 | 5.143 | 981.229 |









| Capi- tol | Sub- capi- tol | Pa- ra- graf | Gru- pa / Titlu | Ar- ti- col | Ali- ne- at | Denumire indicator | Credite de angajament | Credite bugetare | | Angajamente bugetare | Angajamente legale | Plati efectuate | Angajamente legale de platit | Cheltuieli efective |
|--------------|----------------------|--------------------|-----------------------|-------------------|-------------------|--|--------------------------|------------------|------------|-------------------------|-----------------------|--------------------|------------------------------------|------------------------|
| | | | | | | | | initiale | definitive | | | | | |
| A | | | | | | B | 1 | 2 | 3 | 4 | 5 | 6 | 7=5-6 | 8 |
| | | | | | | PRECEDENTI SI RECUPERATE | | | | | | | | |
| | | | | | | IN ANUL CURENT | | | | | | | | |
| | 85 | 01 | | | | Plati efectuate in anii precedenti si recuperate in anul curent | | | | -11.298 | -11.298 | -11.298 | | |
| | 85 | 01 | 01 | | | Plati efectuate in anii precedenti si recuperate in anul curent (SF) | | | | -11.298 | -11.298 | -11.298 | | |
| 6500 | 02 | | | | | Partea III-a CHELTUIELI SOCIAL-CULTURALE | | | | | | | | |
| 6502 | | | | | | INVATAMANT | | | | | | | | |
| | 01 | | | | | CHELTUIELI CURENTE | | 26.217.500 | 31.213.360 | 29.983.515 | 29.983.515 | 29.983.515 | | 30.196.448 |
| | 10 | | | | | TITLUL I CHELTUIELI DE PERSONAL | | 18.183.400 | 21.930.260 | 21.286.690 | 21.286.690 | 21.286.690 | | 21.412.327 |
| | 10 | 01 | | | | Cheltuieli salariale in bani | | 18.183.400 | 21.930.260 | 21.300.984 | 21.300.984 | 21.300.984 | | 21.412.327 |
| | 10 | 01 | | | | Salarii de baza | | 15.162.400 | 18.157.470 | 17.861.495 | 17.861.495 | 17.861.495 | | 18.153.891 |
| | 10 | 01 | 01 | | | Alte sporuri | | 12.297.590 | 14.568.880 | 14.428.934 | 14.428.934 | 14.428.934 | | 14.703.348 |
| | 10 | 01 | 06 | | | Fond pentru posturi ocupate prin cumul | | 11.681.860 | 13.903.820 | 13.770.357 | 13.770.357 | 13.770.357 | | 14.029.832 |
| | 10 | 01 | 10 | | | Fond aferent platii cu ora | | 26.150 | 24.660 | 23.697 | 23.697 | 23.697 | | 23.682 |
| | 10 | 01 | 11 | | | Indemnizatii de delegare | | 25.880 | 29.240 | 29.127 | 29.127 | 29.127 | | 26.330 |
| | 10 | 01 | 13 | | | Alte drepturi salariale in bani | | 561.600 | 608.060 | 605.218 | 605.218 | 605.218 | | 622.969 |
| | 10 | 01 | 30 | | | Contributii | | 2.100 | 2.100 | 68 | 68 | 68 | | 68 |
| | 10 | 03 | | | | Contributii de asigurari sociale de stat | | 2.864.810 | 3.588.590 | 3.432.561 | 3.432.561 | 3.432.561 | | 3.450.543 |
| | 10 | 03 | 02 | | | Contributii de asigurari de sanatate | | 1.947.580 | 2.486.420 | 2.451.443 | 2.451.443 | 2.451.443 | | 2.479.649 |
| | 10 | 03 | 03 | | | Contributii de asigurari sociale de sanatate | | 68.480 | 83.000 | 67.907 | 67.907 | 67.907 | | 69.216 |
| | 10 | 03 | 04 | | | Contributii de asigurari pentru accidente de munca si boli profesionale | | 653.420 | 768.980 | 750.220 | 750.220 | 750.220 | | 764.340 |
| | 10 | 03 | 06 | | | Contributii pentru concedii si | | 27.460 | 39.230 | 24.705 | 24.705 | 24.705 | | 25.160 |




| Capi- tol | Sub- cap- tol | Pa- ra- graf | Cru- pa / Titlu | Ar- ti- col | Ali- ne- at | Denumire indicator | Credite de angajament | Credite bugetare | | | Angajamente legale | Plati efectuate | Angajamente legale de platit | Cheltuieli efective |
|--------------|---------------------|--------------------|-----------------------|-------------------|-------------------|--|--------------------------|------------------|-----------|-----------|-----------------------|--------------------|------------------------------------|------------------------|
| | | | | | | | | 2 | 3 | 4 | | | | |
| A | | | | | | | 1 | 2 | 3 | 4 | 5 | 6 | 7=5-6 | 8 |
| B | | | | | | | 1 | 2 | 3 | 4 | 5 | 6 | 7=5-6 | 8 |
| | | | | | | indemnizatii | | 167.870 | 210.960 | 138.286 | 138.286 | 138.286 | 138.286 | 112.178 |
| | 20 | | | | | TITLUL II BUNURI SI SERVICII | | 2.821.000 | 3.508.580 | 3.191.271 | 3.191.271 | 3.191.271 | 3.191.271 | 3.010.218 |
| | 20 | 01 | | | | Bunuri si servicii | | 2.096.430 | 2.286.070 | 2.012.298 | 2.012.298 | 2.012.298 | 2.012.298 | 2.010.320 |
| | 20 | 01 | 01 | | | Furnituri de birou | | 59.200 | 77.270 | 60.328 | 60.328 | 60.328 | 60.328 | 54.551 |
| | 20 | 01 | 02 | | | Materiale pentru curatenie | | 83.550 | 87.650 | 80.161 | 80.161 | 80.161 | 80.161 | 78.486 |
| | 20 | 01 | 03 | | | Incalzit, iluminat si forta motrica | | 1.013.930 | 1.130.400 | 1.018.518 | 1.018.518 | 1.018.518 | 1.018.518 | 1.018.518 |
| | 20 | 01 | 04 | | | Apa, canal si salubritate | | 164.700 | 155.950 | 136.949 | 136.949 | 136.949 | 136.949 | 136.949 |
| | 20 | 01 | 05 | | | Carburanti si lubrifianti | | 45.600 | 45.600 | 34.443 | 34.443 | 34.443 | 34.443 | 34.301 |
| | 20 | 01 | 06 | | | Piese de schimb | | 15.000 | 16.000 | 14.314 | 14.314 | 14.314 | 14.314 | 14.314 |
| | 20 | 01 | 07 | | | Transport | | 189.000 | 196.400 | 189.805 | 189.805 | 189.805 | 189.805 | 189.805 |
| | 20 | 01 | 08 | | | Posta, telecomunicatii, radio, tv, internet | | 80.350 | 67.540 | 56.110 | 56.110 | 56.110 | 56.110 | 56.108 |
| | 20 | 01 | 09 | | | Materiale si prestari de servicii cu caracter functional | | 93.100 | 125.500 | 80.322 | 80.322 | 80.322 | 80.322 | 80.012 |
| | 20 | 01 | 30 | | | Alte bunuri si servicii pentru intretinere si functionare | | 352.000 | 383.760 | 341.348 | 341.348 | 341.348 | 341.348 | 347.276 |
| | 20 | 02 | | | | Reparatii curente | | 39.400 | 316.430 | 312.571 | 312.571 | 312.571 | 312.571 | 312.610 |
| | 20 | 03 | | | | Hrana | | 108.000 | 70.000 | 63.636 | 63.636 | 63.636 | 63.636 | 63.636 |
| | 20 | 03 | 01 | | | Hrana pentru oameni | | 108.000 | 70.000 | 63.636 | 63.636 | 63.636 | 63.636 | 63.636 |
| | 20 | 04 | | | | Medicamente si materiale sanitare | | 2.000 | 2.000 | 1.997 | 1.997 | 1.997 | 1.997 | 1.997 |
| | 20 | 04 | 01 | | | Medicamente | | 2.000 | 2.000 | 1.997 | 1.997 | 1.997 | 1.997 | 1.997 |
| | 20 | 05 | | | | Bunuri de natura obiectelor de inventar | | 3.110 | 268.630 | 257.485 | 257.485 | 257.485 | 257.485 | 76.030 |
| | 20 | 05 | 03 | | | Lenjerie si accesorii de pat | | | 22.200 | 12.582 | 12.582 | 12.582 | 12.582 | 15.807 |
| | 20 | 05 | 30 | | | Alte obiecte de inventar | | 3.110 | 246.430 | 244.903 | 244.903 | 244.903 | 244.903 | 60.223 |
| | 20 | 06 | | | | Deplasari, detasari, transferari | | 10.260 | 17.160 | 14.726 | 14.726 | 14.726 | 14.726 | 14.726 |
| | 20 | 06 | 01 | | | Deplasari interne, detasari, transferari | | 10.260 | 17.160 | 14.726 | 14.726 | 14.726 | 14.726 | 14.726 |




| Capi- tol | Sub- capi- tol | Pa- ra- graf | Cri- pa / Titlu | Ar- ti- col | Alie ne at | Denumire indicator | Credite de angajament | Credite bugetare | | Angajamente bugetare | Angajamente legale | Plati efectuate | Angajamente legale de platit | Cheltuieli efective |
|--------------|----------------------|--------------------|-----------------------|-------------------|------------------|--|--------------------------|------------------|------------|-------------------------|-----------------------|--------------------|------------------------------------|------------------------|
| | | | | | | | | initiale | definitive | | | | | |
| A | | | | | | B | 1 | 2 | 3 | 4 | 5 | 6 | 7=5-6 | 8 |
| | 20 | 11 | | | | Carti, publicatii si materiale documentare | | 1.000 | 891 | 891 | | 891 | | 891 |
| | 20 | 13 | | | | Pregatire profesionala | | 21.700 | 13.180 | 13.180 | | 13.180 | | 13.180 |
| | 20 | 30 | | | | Alte cheltuieli | | 531.600 | 514.487 | 514.487 | | 514.487 | | 514.487 |
| | 20 | 30 | 04 | | | Chirii | | 83.000 | 84.794 | 84.794 | | 84.794 | | 84.794 |
| | 20 | 30 | 30 | | | Alte cheltuieli cu bunuri si servicii | | 448.600 | 429.693 | 429.693 | | 429.693 | | 429.693 |
| | 57 | | | | | TITLUL VIII ASISTENTA SOCIALA | | 64.210 | 63.484 | 63.484 | | 63.484 | | 63.484 |
| | 57 | 02 | | | | Ajutoare sociale | | 64.210 | 63.484 | 63.484 | | 63.484 | | 63.484 |
| | 57 | 02 | 04 | | | Tichete cadou acordate pentru cheltuieli sociale | | 64.210 | 63.484 | 63.484 | | 63.484 | | 63.484 |
| | 59 | | | | | TITLUL XI ALTE CHELTUIELI | | 200.000 | 184.734 | 184.734 | | 184.734 | | 184.734 |
| | 59 | 01 | | | | Burse | | 200.000 | 184.734 | 184.734 | | 184.734 | | 184.734 |
| | 84 | | | | | PLATI EFECTUATE IN ANII PRECEDENTI SI RECUPERATE IN ANUL CURENT | | | -14.294 | -14.294 | | -14.294 | | -14.294 |
| | 85 | | | | | Titlul XIX PLATI EFECTUATE IN ANII PRECEDENTI SI RECUPERATE IN ANUL CURENT | | | -14.294 | -14.294 | | -14.294 | | -14.294 |
| | 85 | 01 | | | | Plati efectuate in anii precedenti si recuperate in anul curent | | | -14.294 | -14.294 | | -14.294 | | -14.294 |
| | 85 | 01 | 01 | | | Plati efectuate in anii precedenti si recuperate in anul curent (SF) | | | -14.294 | -14.294 | | -14.294 | | -14.294 |
| 6602 | 01 | | | | | SANATATE | | 1.447.600 | 1.236.946 | 1.236.946 | | 1.236.946 | | 1.236.946 |
| | 10 | | | | | CHELTUIELI CURENTE | | 1.108.600 | 1.236.946 | 1.236.946 | | 1.236.946 | | 1.236.946 |
| | 10 | 01 | | | | TITLUL I CHELTUIELI DE PERSONAL | | 296.600 | 226.097 | 226.097 | | 226.097 | | 226.097 |
| | 10 | 01 | | | | Cheltuieli salariale in bani | | 236.600 | 182.089 | 182.089 | | 182.089 | | 182.089 |
| | 10 | 01 | 01 | | | Salarii de baza | | 230.600 | 178.736 | 178.736 | | 178.736 | | 178.736 |




| Capi- tol | Sub- capi- tol | Pa- ra- graf | Gru- pa / Titlu | Ar- ti- col | Al- ne- at | Denumire indicator | Credite de angajament | Credite bugetare | | Angajamente bugetare | Angajamente legale | Plati efectuate | Angajamente legale de platit | Cheltuieli efective |
|--------------|----------------------|--------------------|-----------------------|-------------------|------------------|--|--------------------------|------------------|------------|-------------------------|-----------------------|--------------------|------------------------------------|------------------------|
| | | | | | | | | initiale | definitive | | | | | |
| A | | | | | | B | 1 | 2 | 3 | 4 | 5 | 6 | 7=5-6 | 8 |
| | | | 10 01 30 | | | Alte drepturi salariale in bani | | 6.000 | 4.500 | 3.353 | 3.353 | 3.353 | | 3.353 |
| | | | 10 03 | | | Contributii | | 60.000 | 46.900 | 44.008 | 44.008 | 44.008 | | 44.008 |
| | | | 10 03 01 | | | Contributii de asigurari sociale de stat | | 44.000 | 30.000 | 29.222 | 29.222 | 29.222 | | 29.222 |
| | | | 10 03 02 | | | Contributii de asigurari de somaj | | 1.400 | 1.200 | 788 | 788 | 788 | | 788 |
| | | | 10 03 03 | | | Contributii de asigurari sociale de sanatate | | 12.000 | 10.100 | 9.474 | 9.474 | 9.474 | | 9.474 |
| | | | 10 03 04 | | | Contributii de asigurari pentru accidente de munca si boli profesionale | | 600 | 500 | 276 | 276 | 276 | | 276 |
| | | | 10 03 06 | | | Contributii pentru concedii si indemnizatii | | 2.000 | 5.100 | 4.248 | 4.248 | 4.248 | | 4.248 |
| | | | 20 | | | TITLUL II BUNURI SI SERVICII | | 12.000 | 12.000 | 4.065 | 4.065 | 4.065 | | 4.065 |
| | | | 20 04 | | | Medicamente si materiale sanitare | | 12.000 | 12.000 | 4.065 | 4.065 | 4.065 | | 4.065 |
| | | | 20 04 01 | | | Medicamente | | 10.000 | 8.000 | 1.193 | 1.193 | 1.193 | | 1.193 |
| | | | 20 04 02 | | | Materiale sanitare | | 2.000 | 4.000 | 2.872 | 2.872 | 2.872 | | 2.872 |
| | | | 51 | | | TITLUL VI TRANSFERURI INTRE UNITATI ALE ADMINISTRATIEI PUBLICE | | 800.000 | 1.200.000 | 1.006.784 | 1.006.784 | 1.006.784 | | 1.006.784 |
| | | | 51 01 | | | Transferuri curente | | 800.000 | 1.200.000 | 1.006.784 | 1.006.784 | 1.006.784 | | 1.006.784 |
| | | | 51 01 46 | | | Transferuri din bugetele locale pentru finantarea cheltuielilor curente din domeniul sanatatii | | | | | | | | |
| | | | | | | CULTURA, RECREERE SI RELIGIE | | 800.000 | 1.200.000 | 1.006.784 | 1.006.784 | 1.006.784 | | 1.006.784 |
| | | | 01 | | | CHELTUIELI CURENTE | | 2.687.000 | 3.158.000 | 2.906.861 | 2.906.861 | 2.906.861 | | 2.906.861 |
| | | | 20 | | | TITLUL II BUNURI SI SERVICII | | 2.687.000 | 3.158.000 | 2.906.861 | 2.906.861 | 2.906.861 | | 2.906.861 |
| | | | 20 30 | | | Alte cheltuieli | | 250.000 | 250.000 | 142.479 | 142.479 | 142.479 | | 142.479 |
| | | | 20 30 30 | | | Alte cheltuieli cu bunuri si servicii | | 250.000 | 250.000 | 142.479 | 142.479 | 142.479 | | 142.479 |




| Capi- tol | Sub- capi- tol | Pa- ra- tol graf | Gru- pa / Tifu col | Ar- ti- col | Ali- ne- at | Denumire indicator | Credite de angajament | Credite bugetare | | Angajamente legale | Plati efectuate | Angajamente legale de platit | Cheltuieli efective | |
|--------------|----------------------|---------------------------|-----------------------------|-------------------|-------------------|--|--------------------------|------------------|------------|-----------------------|--------------------|------------------------------------|------------------------|---|
| | | | | | | | | initiale | definitive | | | | | |
| A | | | | | | B | 1 | 2 | 3 | 4 | 5 | 6 | 7=5-6 | 8 |
| | 51 | | | | | TITLUL VI TRANSFERURI INTRE UNITATI ALE | | | | | | | | |
| | | | | | | ADMINISTRATIEI PUBLICE | | | | | | | | |
| | 51 | 01 | | | | Transferuri curente | 1.687.000 | 1.808.000 | 1.791.264 | 1.791.264 | 1.791.264 | 1.791.264 | 1.791.264 | |
| | 51 | 01 | 01 | | | Transferuri catre institutiile publice | 1.687.000 | 1.808.000 | 1.791.264 | 1.791.264 | 1.791.264 | 1.791.264 | 1.791.264 | |
| | 59 | | | | | TITLUL XI ALTE CHELTUIELI | 1.687.000 | 1.808.000 | 1.791.264 | 1.791.264 | 1.791.264 | 1.791.264 | 1.791.264 | |
| | 59 | 11 | | | | Asociatii si fundatii | 750.000 | 1.100.000 | 973.118 | 973.118 | 973.118 | 973.118 | 973.118 | |
| | 59 | 12 | | | | Sustinerea cultelor | 650.000 | 950.000 | 823.118 | 823.118 | 823.118 | 823.118 | 823.118 | |
| | | | | | | | 100.000 | 150.000 | 150.000 | 150.000 | 150.000 | 150.000 | 150.000 | |
| | | | | | | | 4.238.500 | 4.677.500 | 4.553.018 | 4.553.018 | 4.553.018 | 4.553.018 | 4.553.018 | |
| | | | | | | | 4.238.500 | 4.677.500 | 4.553.584 | 4.553.584 | 4.553.584 | 4.553.584 | 4.553.584 | |
| 6802 | 01 | | | | | ASIGURARI SI ASISTENTA SOCIALA | 1.487.000 | 1.832.000 | 1.801.257 | 1.801.257 | 1.801.257 | 1.801.257 | 1.801.257 | |
| | 10 | | | | | CHELTUIELI CURENTE | 1.213.000 | 1.482.000 | 1.467.770 | 1.467.770 | 1.467.770 | 1.467.770 | 1.467.770 | |
| | 10 | 01 | | | | TITLUL I CHELTUIELI DE PERSONAL | 1.200.000 | 1.472.000 | 1.462.902 | 1.462.902 | 1.462.902 | 1.462.902 | 1.462.902 | |
| | 10 | 01 | | | | Cheltuieli salariale in bani | 13.000 | 10.000 | 4.868 | 4.868 | 4.868 | 4.868 | 4.868 | |
| | 10 | 01 | 01 | | | Salarii de baza | 274.000 | 350.000 | 333.487 | 333.487 | 333.487 | 333.487 | 333.487 | |
| | 10 | 01 | 30 | | | Alte drepturi salariale in bani | 192.000 | 241.000 | 233.009 | 233.009 | 233.009 | 233.009 | 233.009 | |
| | 10 | 03 | | | | Contributii | 6.500 | 8.500 | 7.171 | 7.171 | 7.171 | 7.171 | 7.171 | |
| | 10 | 03 | 01 | | | Contributii de asigurari sociale de stat | 63.000 | 80.000 | 76.326 | 76.326 | 76.326 | 76.326 | 76.326 | |
| | 10 | 03 | 02 | | | Contributii de asigurari de somaj | 3.000 | 4.500 | 2.213 | 2.213 | 2.213 | 2.213 | 2.213 | |
| | 10 | 03 | 03 | | | Contributii de asigurari sociale de sanatate | 9.500 | 16.000 | 14.768 | 14.768 | 14.768 | 14.768 | 14.768 | |
| | 10 | 03 | 04 | | | Contributii de asigurari pentru accidente de munca si boli profesionale | 607.000 | 632.000 | 604.795 | 604.795 | 604.795 | 604.795 | 604.795 | |
| | 10 | 03 | 06 | | | Contributii pentru concedii si indemnizatii | 242.000 | 321.300 | 311.676 | 311.676 | 311.676 | 311.676 | 311.676 | |
| | 20 | | | | | TITLUL II BUNURI SI SERVICII | 8.000 | 18.000 | 17.438 | 17.438 | 17.438 | 17.438 | 17.438 | |
| | 20 | 01 | | | | Bunuri si servicii | | | | | | | | |
| | 20 | 01 | 01 | | | Furnituri de birou | | | | | | | | |



| Capi- tol | Sub- capi- tol | Pa- ra- graf | Gru- pa / Titlu col | Ar- ti- col | Al- ne- at | Denumire indicator | Credite de angajament | Credite bugetare | | Angajamente legale | Plati efectuate | Angajamente legale de platit | Cheltuieli efective | |
|--------------|----------------------|--------------------|------------------------------|-------------------|------------------|--|--------------------------|------------------|------------|-----------------------|--------------------|------------------------------------|------------------------|---|
| | | | | | | | | initiale | definitive | | | | | |
| A | | | | | | B | 1 | 2 | 3 | 4 | 5 | 6 | 7=5-6 | 8 |
| | 20 | 01 | 02 | | | Materiale pentru curatenie | | 15.000 | 13.000 | 12.268 | 12.268 | 12.268 | 10.294 | |
| | 20 | 01 | 03 | | | Incalzit, iluminat si forta motrica | | 50.000 | 51.000 | 47.239 | 47.239 | 47.239 | 45.877 | |
| | 20 | 01 | 04 | | | Apa, canal si salubritate | | 6.000 | 6.000 | 4.861 | 4.861 | 4.861 | 6.223 | |
| | 20 | 01 | 05 | | | Carburanti si lubrifianti | | 7.000 | 8.000 | 8.000 | 8.000 | 8.000 | 5.350 | |
| | 20 | 01 | 06 | | | Piese de schimb | | 2.000 | 7.000 | 6.906 | 6.906 | 6.906 | 6.906 | |
| | 20 | 01 | 08 | | | Posta, telecomunicatii, radio, tv, internet | | 20.000 | 17.000 | 15.753 | 15.753 | 15.753 | 17.236 | |
| | 20 | 01 | 09 | | | Materiale si prestari de servicii cu caracter functional | | 114.000 | 185.300 | 183.448 | 183.448 | 183.448 | 183.448 | |
| | 20 | 01 | 30 | | | Alte bunuri si servicii pentru intretinere si functionare | | 20.000 | 16.000 | 15.763 | 15.763 | 15.763 | 24.025 | |
| | 20 | 02 | | | | Reparatii curente | | 8.000 | 35.000 | 34.579 | 34.579 | 34.579 | 34.579 | |
| | 20 | 03 | | | | Hrana | | 188.000 | 159.000 | 145.256 | 145.256 | 145.256 | 146.496 | |
| | 20 | 03 | 01 | | | Hrana pentru oameni | | 188.000 | 159.000 | 145.256 | 145.256 | 145.256 | 146.496 | |
| | 20 | 04 | | | | Medicamente si materiale sanitare | | 2.000 | 3.000 | 2.023 | 2.023 | 2.023 | 1.711 | |
| | 20 | 04 | 01 | | | Medicamente | | 1.000 | 1.000 | 133 | 133 | 133 | 133 | |
| | 20 | 04 | 02 | | | Materiale sanitare | | 1.000 | 2.000 | 1.890 | 1.890 | 1.890 | 1.578 | |
| | 20 | 05 | | | | Bunuri de natura obiectelor de inventar | | 24.000 | 18.000 | 17.825 | 17.825 | 17.825 | 15.330 | |
| | 20 | 05 | 30 | | | Alte obiecte de inventar | | 24.000 | 18.000 | 17.825 | 17.825 | 17.825 | 15.330 | |
| | 20 | 06 | | | | Deplasari, detasari, transferari | | 70.000 | 60.200 | 59.212 | 59.212 | 59.212 | 59.212 | |
| | 20 | 06 | 01 | | | Deplasari interne, detasari, transferari | | 70.000 | 60.200 | 59.212 | 59.212 | 59.212 | 59.212 | |
| | 20 | 11 | | | | Carti, publicatii si materiale documentare | | 3.000 | 1.400 | 341 | 341 | 341 | 341 | |
| | 20 | 13 | | | | Pregatire profesionala | | 25.000 | 20.100 | 20.029 | 20.029 | 20.029 | 20.029 | |
| | 20 | 30 | | | | Alte cheltuieli | | 45.000 | 14.000 | 13.854 | 13.854 | 13.854 | 13.854 | |
| | 20 | 30 | 30 | | | Alte cheltuieli cu bunuri si servicii | | 45.000 | 14.000 | 13.854 | 13.854 | 13.854 | 13.854 | |





Pag. 19 - lei-

| Capi- tol | Sub- capi- tol | Pa- ra- graf | Cru- pa / Tifu col | Ali- ne- at | Denumire indicator | Credite de angajament | Credite bugetare | | Angajamente legale | Angajamente legale de platit | Cheltuieli efective | | |
|--------------|----------------------|--------------------|-----------------------------|-------------------|--|--------------------------|------------------|------------|-----------------------|------------------------------------|------------------------|-----------|---|
| | | | | | | | initiale | definitive | | | | | |
| A | | | | | B | 1 | 2 | 3 | 4 | 5 | 6 | 7=5-6 | 8 |
| 8000 | 02 | | | | Partea V-a ACTIUNI ECONOMICE | | 2.332.000 | 2.332.000 | 2.312.224 | 2.312.224 | 2.312.224 | 2.312.224 | |
| 8402 | | | | | TRANSPORTURI | | 2.332.000 | 2.332.000 | 2.312.224 | 2.312.224 | 2.312.224 | 2.312.224 | |
| | 79 | | | | OPERATIUNI FINANCIARE | | 2.332.000 | 2.332.000 | 2.312.224 | 2.312.224 | 2.312.224 | 2.312.224 | |
| | 81 | | | | TITLUL XVII RAMBURSARI DE CREDITE | | 2.332.000 | 2.332.000 | 2.312.224 | 2.312.224 | 2.312.224 | 2.312.224 | |
| | 81 | 02 | | | Rambursari de credite interne | | 2.332.000 | 2.332.000 | 2.312.224 | 2.312.224 | 2.312.224 | 2.312.224 | |
| | 81 | 02 | 05 | | Rambursari de credite aferente datoriei publice interne locale | | 2.332.000 | 2.332.000 | 2.312.224 | 2.312.224 | 2.312.224 | 2.312.224 | |
| 9902 | 96 | | | | excedent/deficit sect funct | | | | 2.312.224 | 2.312.224 | 2.312.224 | 7.660.264 | |

Conducatorul institutiei,

ALEXANDRA DANCIU




Conducatorul compartimentului
financiar-contabil


CARMEN TURIDIANA TORNA

DEF BCF
CASA SIMONA


INTOCMITI



| Capi- tol | Sub- capi- tol | Pa- ra- graf | Pa- ru- ti- col | Ali- ne- at | Denumire indicator | Prevederi bugetare initiale | Prevederi bugetare definitive | Drepturi constatate | | | Incasari realizate | Stingeri pe alte cai decat incasari | Drepturi constatate de incasat |
|--------------|----------------------|--------------------|--------------------------|-------------------|--|-----------------------------------|-------------------------------------|---------------------|------------------------|--------------------|-----------------------|---|--------------------------------------|
| | | | | | | | | Total, din care: | din anii precedenti | din anul curent | | | |
| A | | | | | B | 1 | 2 | 3=4+5 | 4 | 5 | 6 | 7 | 8=3-6-7 |
| 0 | | | | | TOTAL JUDET | | | | | | | | |
| 0001 | 10 | | | | TOTAL VENITURI-VENITURI PROPRII,SUBVENTII | 25.203.740 | 32.529.720 | 28.281.975 | 188.604 | 28.093.371 | 28.084.810 | | 197.165 |
| 0002 | | | | | I. VENITURI CURENTE | 13.175.500 | 14.732.000 | 15.640.576 | 188.604 | 15.451.972 | 15.443.411 | | 197.165 |
| 2900 | | | | | C. VENITURI NEFISCALE | 13.175.500 | 14.732.000 | 15.640.576 | 188.604 | 15.451.972 | 15.443.411 | | 197.165 |
| 3000 | | | | | C1. VENITURI DIN PROPRIETATE | 402.500 | 432.500 | 753.278 | | 753.278 | 753.278 | | |
| 3010 | | | | | VENITURI DIN PROPRIETATE | 402.500 | 432.500 | 753.184 | | 753.184 | 753.184 | | |
| 05 | | | | | Venituri din concesiuni si inchirieri | 78.500 | 83.500 | 59.110 | | 59.110 | 59.110 | | |
| | | | | | Alte venituri din concesiuni si inchirieri de catre institutiile publice | | | | | | | | |
| 3010 | 50 | | | | Alte venituri din proprietate | 78.500 | 83.500 | 59.110 | | 59.110 | 59.110 | | |
| 3110 | | | | | VENITURI DIN DOBANZI | 324.000 | 349.000 | 694.074 | | 694.074 | 694.074 | | |
| 03 | | | | | Alte venituri din dobanzi | | | 94 | | 94 | 94 | | |
| 3300 | 10 | | | | C2. VANZARI DE BUNURI SI SERVICII | | | 94 | | 94 | 94 | | |
| 3310 | | | | | VENITURI DIN PRESTARI DE SERVICII SI ALTE ACTIVITATI | 12.773.000 | 14.299.500 | 14.887.298 | 188.604 | 14.698.694 | 14.690.133 | | 197.165 |
| 3310 | 05 | | | | Taxe si alte venituri in invatamant | 12.401.500 | 13.845.500 | 14.532.363 | 16.617 | 14.535.746 | 14.530.868 | | 21.495 |
| 08 | | | | | Venituri din prestari de servicii | 53.000 | 53.000 | 51.566 | 628 | 50.938 | 49.296 | | 2.270 |
| 13 | | | | | Contributia de intretinere a persoanelor asistate | 7.000 | 7.000 | 35.788 | | 35.788 | 35.788 | | |
| 3310 | 14 | | | | Contributia elevilor si studentilor pentru internate, camine si cantine | 165.000 | 189.000 | 188.732 | | 188.732 | 188.732 | | |
| 3310 | 16 | | | | Venituri din valorificarea produselor obtinute din activitatea proprie sau anexa | 577.000 | 577.000 | 442.475 | 15.489 | 426.986 | 423.250 | | 19.225 |
| 3310 | 19 | | | | Venituri din serbari si spectacole scolare | 2.000 | 2.000 | | | | | | |




| Capi- tot | Sub- capi- tot | Pa- ra- graf | Pa- ra- graf | Ar- ti- sti- col | Ali- ne- at | Denumire indicator | Prevederi bugetare initiale | Prevederi bugetare definitive | Drepturi constatate | | | Incasari realizate | Stingeri pe alte cai decat incasari | Drepturi constatate de incasat |
|--------------|----------------------|--------------------|--------------------|---------------------------|-------------------|---|-----------------------------------|-------------------------------------|---------------------|------------------------|--------------------|-----------------------|---|--------------------------------------|
| | | | | | | | | | Total, din care: | din anii precedenti | din anul curent | | | |
| A | | | | | | B | 1 | 2 | 3=4+5 | 4 | 5 | 6 | 7 | 8=3-6-7 |
| | | | | | | manifestari culturale, artistice si sportive | | | 3=4+5 | 4 | 5 | 6 | 7 | 8=3-6-7 |
| 3310 | 21 | | | | | Venituri din contractele incheiate cu casele de asigurari sociale de sanatate | 3.500 | 3.500 | 3.610 | | 3.610 | 3.610 | | |
| 3310 | 30 | | | | | Venituri din contractele incheiate cu directiile de sanatate publica din sume alocate de la bugetul de stat | 10.404.000 | 11.531.000 | 12.376.756 | | 12.376.756 | 12.376.756 | | |
| 3310 | 31 | | | | | Venituri din contractele incheiate cu directiile de sanatate publica din sume alocate din venituri proprii ale Ministerului Sanatatii | 807.000 | 1.073.000 | 1.151.468 | | 1.151.468 | 1.151.468 | | |
| 3310 | 50 | | | | | Alte venituri din prestari de servicii si alte activitati | 6.000 | 13.000 | 12.999 | | 12.999 | 12.999 | | |
| 3510 | | | | | | AMENZI, PENALITATI SI CONFISCARI | 377.000 | 397.000 | 288.969 | 500 | 288.969 | 288.969 | | |
| 3610 | 50 | | | | | Alte amenzi, penalitati si confiscari | 1.000 | 1.000 | 1.138 | | 1.138 | 1.138 | | |
| 3710 | 50 | | | | | DIVERSE VENITURI | 1.000 | 1.000 | 1.138 | | 1.138 | 1.138 | | |
| | | | | | | Alte venituri | 370.500 | 445.500 | 326.297 | 171.987 | 154.310 | 150.627 | | 175.670 |
| | | | | | | TRANSFERURI VOLUNTARE, ALTELE DECAT SUBVENTIILE | 370.500 | 445.500 | 326.297 | 171.987 | 154.310 | 150.627 | | 175.670 |
| 3710 | 01 | | | | | Donatii si sponsorizari | | 7.500 | 7.500 | | 7.500 | 7.500 | | |
| | 03 | | | | | Varsaminte din sectiunea de functionare pentru finantarea sectiunii de dezvoltare a bugetului local | | 7.500 | 7.500 | | 7.500 | 7.500 | | |
| 3710 | 04 | | | | | Varsaminte din sectiunea de functionare | | -3.677.480 | -2.381.599 | | -2.381.599 | -2.381.599 | | |
| 4010 | | | | | | INCASARI DIN RAMBURSAREA IMPRUMUTURILOR ACORDATE | 581.240 | 581.240 | 2.381.599 | | 2.381.599 | 2.381.599 | | |



| Capi- tol | Sub- capi- tol | Pa- ra- gra- ful | Gru- pa/ Titlu col at | Ali- ne- at | Denumire indicator | Prevederi bugetare initiale | Prevederi bugetare definitive | Drepturi constatate | | | Incasari realizate | Stingeri pe alte cai decat incasari | Drepturi constatate de incasat |
|---------------------|----------------------|---------------------------|-----------------------------------|-------------------|--------------------|-----------------------------------|-------------------------------------|---------------------|------------------------|--------------------|-----------------------|---|--------------------------------------|
| | | | | | | | | Total, din care: | din anii precedenti | din anul curent | | | |
| | | | | | B | 1 | 2 | 3=4+5 | 4 | 5 | 6 | 7 | 8=3-6-7 |
| urgenta in sanatare | | | | | | | 1.415.000 | | | | | | |


DIRECTOR EXECUTIV,
CARMEX AUTOMATA DONA

PRIMATE,
ADRESA ALEXANDRU DAVILA



INDICATII


DEF. BCF
CASA SIMONA




CONTUL DE EXECUTIE AL INSTITUTIILOR PUBLICE FINANTATE
DIN VENITURI PROPRII SI SUBVENTII DIN BUGETUL LOCAL - VENITURI
SECTIUNEA DE FUNCTIONARE
31.12.2015

Pag. 1 -lei-


| Capi- tol | Sub- capi- tol | Pa- ra- gra- ful | Gru- pa/ Titlu | Ali- ne- at | Denumire indicator | Prevederi bugetare initiale | Prevederi bugetare definitive | Drepturi constatate | | Incasari realizate | Stingeri pe alte cai decat incasari | Drepturi constatate de incasat | |
|--------------|----------------------|---------------------------|----------------------|-------------------|--|-----------------------------------|-------------------------------------|---------------------|------------------------|-----------------------|---|--------------------------------------|---------|
| | | | | | | | | Total, din care: | din anii precedenti | | | | |
| A | | | | | B | 1 | 2 | 3=4+5 | 4 | 5 | 6 | 7 | 8=3-6-7 |
| 0001 | 10 | | | | TOTAL VENITURI-VENITURI PROPRII,SUBVENTII | 24.929.740 | 26.474.240 | 25.561.855 | 188.604 | 25.373.251 | 25.364.690 | 197.165 | |
| 0002 | | | | | I. VENITURI CURENTE | 13.175.500 | 11.054.520 | 13.258.977 | 188.604 | 13.070.373 | 13.061.812 | 197.165 | |
| 2900 | | | | | C. VENITURI NEFISCALE | 13.175.500 | 11.054.520 | 13.258.977 | 188.604 | 13.070.373 | 13.061.812 | 197.165 | |
| 3000 | | | | | C1. VENITURI DIN PROPRIETATE | 402.500 | 432.500 | 753.278 | | 753.278 | 753.278 | | |
| 3010 | | | | | VENITURI DIN PROPRIETATE | 402.500 | 432.500 | 753.184 | | 753.184 | 753.184 | | |
| 05 | | | | | Venituri din concesiuni si inchirieri | 78.500 | 83.500 | 59.110 | | 59.110 | 59.110 | | |
| 30 | | | | | Alte venituri din concesiuni si inchirieri de catre institutiile publice | 78.500 | 83.500 | 59.110 | | 59.110 | 59.110 | | |
| 50 | | | | | Alte venituri din proprietate | 324.000 | 349.000 | 694.074 | | 694.074 | 694.074 | | |
| 3110 | | | | | VENITURI DIN DOBANZI | | | 94 | | 94 | 94 | | |
| 03 | | | | | Alte venituri din dobanzi | | | 94 | | 94 | 94 | | |
| 3300 | 10 | | | | C2. VANZARI DE BUNURI SI SERVICII | 12.773.000 | 10.622.020 | 12.505.699 | 188.604 | 12.317.095 | 12.308.534 | 197.165 | |
| 3310 | | | | | VENITURI DIN PRESTARI DE SERVICII SI ALTE ACTIVITATI | 12.401.500 | 13.845.500 | 14.532.363 | 16.617 | 14.535.746 | 14.530.868 | 21.495 | |
| 05 | | | | | Taxe si alte venituri in invatamant | 53.000 | 53.000 | 51.566 | 628 | 50.938 | 49.296 | 2.270 | |
| 08 | | | | | Venituri din prestari de servicii | 7.000 | 7.000 | 35.788 | | 35.788 | 35.788 | | |
| 13 | | | | | Contributia de intretinere a persoanelor asistate | 165.000 | 189.000 | 188.732 | | 188.732 | 188.732 | | |
| 14 | | | | | Contributia elevilor si studentilor pentru internate, camine si cantine | 577.000 | 577.000 | 442.475 | 15.489 | 426.986 | 423.250 | 19.225 | |
| 16 | | | | | Venituri din valorificarea produselor obtinute din activitatea proprie sau anexa | 2.000 | 2.000 | | | | | | |
| 19 | | | | | Venituri din serbari si spectacole scolare manifestari culturale, artistice si | | | | | | | | |






| Capi- tot | Sub- ra- pa/ Titlu col at | Pa- Ar- ti- col | Ali- ne- at | Denumire indicator | Prevederi bugetare initiale | Prevederi bugetare definitive | Drepturi constatate | | Incasari realizate | Stingeri pe alte cai decat incasari | Drepturi constatate de incasat | | |
|--------------|--|--------------------------|-------------------|--|-----------------------------------|-------------------------------------|---------------------|------------------------|-----------------------|---|--------------------------------------|---------|--|
| | | | | | | | Total, din care: | din anii precedenti | | | | | |
| A | | | | B | 1 | 2 | 3=4+5 | 4 | 5 | 6 | 7 | 8=3-6-7 | |
| 4010 | 15 | | | cheltuieli | 448.240 | 511.240 | | | | | | | |
| | | | 01 | Sume utilizate de administratiile locale din excedentul anului precedent | 448.240 | 511.240 | | | | | | | |
| 4100 | 10 | | | pentru sectiunea de functionare | 11.306.000 | 14.908.480 | 12.302.878 | | 12.302.878 | 12.302.878 | | | |
| 4310 | | | | IV. SUBVENTII | 11.306.000 | 14.908.480 | 12.302.878 | | 12.302.878 | 12.302.878 | | | |
| | | | | SUBVENTII DE LA ALTE ADMINISTRATII | 10.506.000 | 13.708.480 | 11.296.094 | | 11.296.094 | 11.296.094 | | | |
| | | | | Subventii pentru institutii publice | | | | | | | | | |
| | | | | Subventii din bugetele locale pentru finantarea cheltuielilor curente din domeniul sanatatii | 800.000 | 1.200.000 | 1.006.784 | | 1.006.784 | 1.006.784 | | | |

PRIMAR
ADRIAN ALEXANDRU DANCIU
DIRECTOR EXECUTIV,
CARMEN FURCINA TORNA




DEF BCF
CASA VIHOMA
MORCUTI,



CONTINUT DE EXECUTIE AL INSTITUTIILOR PUBLICE FINANTATE
DIN VENITURI PROPRII SI SUBVENTII DIN BUGETUL LOCAL - CHELTUIELI


31.12.2015

| Capi- totol | Sub- capi- totol | Pa- ra- graf | Gru- pa / Titlu | Ali- ne- at | Denumire indicator | Credite de angajament | Credite bugetare | | Angajamente bugetare | Angajamente legale | Plati efectuate | Angajamente legale de platit | Cheltuieli efective |
|----------------|------------------------|--------------------|-----------------------|-------------------|--|--------------------------|------------------|------------|-------------------------|-----------------------|--------------------|------------------------------------|------------------------|
| | | | | | | | initiale | definitive | | | | | |
| A | | | | | B | 1 | 2 | 3 | 4 | 5 | 6 | 7=5-6 | 8 |
| 0 | | | | | TOTAL JUDET | | | | | | | | |
| 5010 | | | | | TOTAL CHELTUIELI DIN VENITURI PROPRII | | | | | | | | |
| 6510 | | | | | SI SUBVENTII | | 25.203.740 | 32.529.720 | 27.038.530 | 27.038.530 | 26.966.648 | 71.882 | 24.964.335 |
| | 03 | | | | INVATAMANT | | 976.950 | 1.001.950 | 547.962 | 547.962 | 547.962 | | 504.782 |
| | | 01 | | | Invatamant prescolar si primar | | 407.240 | 419.520 | 302.129 | 302.129 | 302.129 | | 301.431 |
| | | 04 | | | Invatamant prescolar | | 407.240 | 419.520 | 302.129 | 302.129 | 302.129 | | 301.431 |
| | | | | | Invatamant secundar | | 569.710 | 582.430 | 245.833 | 245.833 | 245.833 | | 203.351 |
| | | 01 | | | Invatamant secundar inferior | | 103.280 | 96.000 | 45.156 | 45.156 | 45.156 | | 26.550 |
| | | 02 | | | Invatamant secundar superior | | 466.430 | 486.430 | 200.677 | 200.677 | 200.677 | | 176.801 |
| 6610 | | | | | SANATATE | | 12.819.940 | 16.794.440 | 14.129.200 | 14.129.200 | 14.057.318 | 71.882 | 14.115.278 |
| | 06 | | | | Servicii medicale in unitati sanitare cu paturi | | 12.819.940 | 16.794.440 | 14.129.200 | 14.129.200 | 14.057.318 | 71.882 | 14.115.278 |
| 6610 | 06 | 01 | | | Spitale generale | | 12.819.940 | 16.794.440 | 14.129.200 | 14.129.200 | 14.057.318 | 71.882 | 14.115.278 |
| 6710 | | | | | CULTURA, RECREERE SI RELIGIE | | 1.716.000 | 1.837.000 | 1.818.091 | 1.818.091 | 1.818.091 | | 1.794.218 |
| | 03 | | | | Servicii culturale | | 1.716.000 | 1.837.000 | 1.818.091 | 1.818.091 | 1.818.091 | | 1.794.218 |
| | | 30 | | | Alte servicii culturale | | 1.716.000 | 1.837.000 | 1.818.091 | 1.818.091 | 1.818.091 | | 1.794.218 |
| 6810 | | | | | ASIGURARI SI ASISTENTA SOCIALA | | 996.850 | 1.111.850 | 1.075.620 | 1.075.620 | 1.075.620 | | 1.014.982 |
| | 04 | | | | Asistenta acordata persoanelor in varsta | | 984.500 | 1.099.500 | 1.070.606 | 1.070.606 | 1.070.606 | | 1.010.326 |
| | 50 | | | | Alte cheltuieli in domeniul asigurari- lor si asistentei sociale | | 12.350 | 12.350 | 5.014 | 5.014 | 5.014 | | 4.656 |
| 6810 | 50 | 50 | | | Alte cheltuieli in domeniul asistentei sociale | | 12.350 | 12.350 | 5.014 | 5.014 | 5.014 | | 4.656 |
| 7010 | | | | | LOCUINTE, SERVICII SI DEZVOLTARE | | 8.694.000 | 11.784.480 | 9.467.657 | 9.467.657 | 9.467.657 | | 7.535.075 |
| | | 50 | | | Alte servicii in domeniile locuintelor, serviciilor si dezvoltarii comunale | | 8.694.000 | 11.784.480 | 9.467.657 | 9.467.657 | 9.467.657 | | 7.535.075 |




**DETALIEREA CHELTUIELILOR
INSUSUTII PUBLICE FINANTATE DIN VENITURI PROPRII
SI SUBVENTII DIN BUGETUL LOCAL**


| Capi- tol | Sub- capi- tol | Pa- ra- graf | Cru- pa / Titlu col | Ali- ne- at | Denumire indicator | Credite de angajament | Credite bugetare | | Angajamente bugetare | Angajamente legale | Plati efectuate | Angajamente legale de platit | Cheltuieli efective |
|--------------|----------------------|--------------------|------------------------------|-------------------|--|--------------------------|------------------|------------|-------------------------|-----------------------|--------------------|------------------------------------|------------------------|
| | | | | | | | initiale | definitive | | | | | |
| A | | | B | | | 1 | 2 | 3 | 4 | 5 | 6 | 7=5-6 | 8 |
| 0 | | | | | TOTAL JUDET | | | | | | | | |
| 5010 | | | | | TOTAL CHELTUIELI DIN VENITURI PROPRII SI SUBVENTII | | | | | | | | |
| | 01 | | | | CHELTUIELI CURENTE | | 25.203.740 | 32.529.720 | 27.038.530 | 27.038.530 | 26.966.648 | 71.882 | 24.964.335 |
| | 10 | | | | TITLUL I CHELTUIELI DE PERSONAL | | 24.929.740 | 26.474.240 | 24.254.896 | 24.254.896 | 24.183.014 | 71.882 | 24.266.004 |
| | 10 | 01 | | | Cheltuieli salariale in bani | | 10.259.000 | 11.822.000 | 11.619.892 | 11.619.892 | 11.619.892 | | 11.878.311 |
| | 10 | 01 | 01 | | Salarii de baza | | 7.906.030 | 9.121.800 | 9.020.683 | 9.020.683 | 9.020.683 | | 9.208.248 |
| | 10 | 01 | 05 | | Sporuri pentru conditii de munca | | 6.240.050 | 7.243.240 | 7.162.673 | 7.162.673 | 7.162.673 | | 7.368.470 |
| | 10 | 01 | 06 | | Alte sporuri | | 677.620 | 862.480 | 855.407 | 855.407 | 855.407 | | 814.573 |
| | 10 | 01 | 10 | | Fond pentru posturi ocupate prin cumul | | 120.000 | 116.720 | 114.747 | 114.747 | 114.747 | | 117.837 |
| | 10 | 01 | 13 | | Indemnizatii de delegare | | 22.000 | 25.000 | 22.593 | 22.593 | 22.593 | | 22.060 |
| | 10 | 01 | 30 | | Alte drepturi salariale in bani | | 7.000 | | | | | | |
| | 10 | 02 | | | Cheltuieli salariale in natura | | 839.360 | 874.360 | 865.263 | 865.263 | 865.263 | | 885.308 |
| | 10 | 02 | 01 | | Tichete de masa | | 552.000 | 559.750 | 520.228 | 520.228 | 520.228 | | 521.680 |
| | 10 | 03 | | | Contributii | | 552.000 | 559.750 | 520.228 | 520.228 | 520.228 | | 521.680 |
| | 10 | 03 | 01 | | Contributii de asigurari sociale de stat | | 1.800.970 | 2.140.450 | 2.078.981 | 2.078.981 | 2.078.981 | | 2.148.383 |
| | 10 | 03 | 02 | | Contributii de asigurari de somaj | | 1.273.430 | 1.500.230 | 1.465.387 | 1.465.387 | 1.465.387 | | 1.492.744 |
| | 10 | 03 | 03 | | Contributii de asigurari sociale de sanatate | | 47.900 | 46.900 | 45.029 | 45.029 | 45.029 | | 45.583 |
| | 10 | 03 | 04 | | Contributii de asigurari pentru accidente de munca si boli profesionale | | 416.960 | 473.460 | 469.628 | 469.628 | 469.628 | | 480.208 |
| | 10 | 03 | 06 | | Contributii pentru concedii si indemnizatii | | 29.630 | 27.830 | 23.605 | 23.605 | 23.605 | | 23.822 |
| 20 | | | | | TITLUL II BUNURI SI SERVICII | | 33.050 | 92.030 | 75.332 | 75.332 | 75.332 | | 106.026 |
| 20 | 01 | | | | Bunuri si servicii | | 14.510.740 | 14.492.240 | 12.499.158 | 12.499.158 | 12.427.276 | 71.882 | 12.251.847 |
| | | | | | | | 5.543.800 | 6.296.900 | 5.454.744 | 5.454.744 | 5.405.379 | 49.365 | 5.540.489 |




| Capi- tol | Sub- cap- tol | Pa- ra- graf | Gru- pa / Titlu | Ar- ti- col | Ali- ne- at | Denumire indicator | Credite de angajament | Credite bugetare | | Angajamente bugetare | Angajamente legale | Plati efectuate | Angajamente legale de platit | Cheltuieli efective |
|--------------|---------------------|--------------------|-----------------------|-------------------|-------------------|--|--------------------------|------------------|------------|-------------------------|-----------------------|--------------------|------------------------------------|------------------------|
| | | | | | | | | initiale | definitive | | | | | |
| A | | | | | | B | 1 | 2 | 3 | 4 | 5 | 6 | 7=5-6 | 8 |
| | 20 | 01 | 01 | 01 | | Furnituri de birou | | 74.800 | 89.800 | 80.168 | 80.168 | 71.331 | 8.837 | 76.594 |
| | 20 | 01 | 02 | | | Materiale pentru curatenie | | 69.450 | 89.850 | 74.546 | 74.546 | 71.428 | 3.118 | 68.024 |
| | 20 | 01 | 03 | | | Incalzit, iluminat si forta motrica | | 1.747.000 | 2.436.300 | 1.983.013 | 1.983.013 | 1.982.538 | 475 | 1.982.448 |
| | 20 | 01 | 04 | | | Apa, canal si salubritate | | 619.000 | 655.000 | 508.967 | 508.967 | 501.899 | 7.068 | 509.056 |
| | 20 | 01 | 05 | | | Carburanti si lubrifianti | | 172.700 | 113.950 | 93.166 | 93.166 | 91.844 | 1.322 | 111.100 |
| | 20 | 01 | 06 | | | Piese de schimb | | 80.500 | 80.500 | 63.045 | 63.045 | 62.613 | 432 | 64.742 |
| | 20 | 01 | 07 | | | Transport | | 36.000 | 36.000 | 22.466 | 22.466 | 20.164 | 2.302 | 22.466 |
| | 20 | 01 | 08 | | | Posta, telecomunicatii, radio, tv, internet | | 94.000 | 94.610 | 82.192 | 82.192 | 82.192 | | 81.311 |
| | 20 | 01 | 09 | | | Materiale si prestari de servicii cu caracter functional | | 1.836.600 | 1.978.600 | 1.896.486 | 1.896.486 | 1.877.172 | 19.314 | 1.905.980 |
| | 20 | 01 | 30 | | | Alte bunuri si servicii pentru intretinere si functionare | | 813.750 | 722.290 | 650.695 | 650.695 | 644.198 | 6.497 | 718.768 |
| | 20 | 02 | | | | Reparatii curente | | 4.268.800 | 3.080.940 | 2.334.162 | 2.334.162 | 2.334.162 | | 2.333.826 |
| | 20 | 03 | | | | Hrana | | 1.055.560 | 1.126.280 | 925.238 | 925.238 | 915.241 | 9.997 | 922.862 |
| | 20 | 03 | 01 | | | Hrana pentru oameni | | 1.055.560 | 1.126.280 | 925.238 | 925.238 | 915.241 | 9.997 | 922.862 |
| | 20 | 04 | | | | Medicamente si materiale sanitare | | 1.767.500 | 1.807.700 | 1.806.196 | 1.806.196 | 1.800.238 | 5.958 | 1.758.176 |
| | 20 | 04 | 01 | | | Medicamente | | 1.034.500 | 1.011.650 | 1.011.148 | 1.011.148 | 1.006.403 | 4.745 | 955.470 |
| | 20 | 04 | 02 | | | Materiale sanitare | | 382.500 | 405.550 | 405.048 | 405.048 | 405.048 | | 413.826 |
| | 20 | 04 | 03 | | | Reactivi | | 350.000 | 390.000 | 390.000 | 390.000 | 388.787 | 1.213 | 388.880 |
| | 20 | 04 | 04 | | | Dezinfectanti | | 500 | 500 | | | | | |
| | 20 | 05 | | | | Bunuri de natura obiectelor de inventar | | 319.190 | 447.230 | 356.082 | 356.082 | 353.444 | 2.638 | 113.021 |
| | 20 | 05 | 01 | | | Uniforme si echipament | | 22.500 | 28.900 | 17.116 | 17.116 | 17.116 | | 8.365 |
| | 20 | 05 | 03 | | | Lenjerie si accesorii de pat | | 120.000 | 18.290 | 18.266 | 18.266 | 18.266 | | |
| | 20 | 05 | 30 | | | Alte obiecte de inventar | | 176.690 | 400.040 | 320.700 | 320.700 | 318.062 | 2.638 | 104.656 |
| | 20 | 06 | | | | Deplasari, deplasari, transferari | | 117.800 | 114.800 | 101.490 | 101.490 | 101.490 | | 101.490 |




| Capi- tol | Sub- capi- tol | Pa- ra- graf | Gru- pa / Titlu | Ar- ti- col | Ali- ne- at | Denumire indicator | Credite de angajament | Credite bugetare | | Angajamente bugetare | Angajamente legale | Plati efectuate | Angajamente legale de platt | Cheltuieli efective |
|--------------|----------------------|--------------------|-----------------------|-------------------|-------------------|---|--------------------------|------------------|------------|-------------------------|-----------------------|--------------------|-----------------------------------|------------------------|
| | | | | | | | | initiale | definitive | | | | | |
| A | | | | | | B | 1 | 2 | 3 | 4 | 5 | 6 | 7=5-6 | 8 |
| | 20 | 06 | 01 | | | Deplasari interne, detasari, transferari | | 117.800 | 114.800 | 101.490 | 101.490 | 101.490 | | 101.490 |
| | 20 | 11 | | | | Carti, publicatii si materiale documentare | | 13.500 | 15.000 | 11.141 | 11.141 | 11.141 | | 2.609 |
| | 20 | 12 | | | | Consultanta si expertiza | | 66.500 | 111.500 | 106.120 | 106.120 | 106.120 | | 106.120 |
| | 20 | 13 | | | | Pregatire profesionala | | 58.590 | 58.190 | 36.205 | 36.205 | 36.205 | | 36.205 |
| | 20 | 14 | | | | Protectia muncii | | 14.000 | 14.000 | 8.750 | 8.750 | 7.250 | 1.500 | 8.750 |
| | 20 | 30 | | | | Alte cheltuieli | | 1.285.500 | 1.419.700 | 1.359.030 | 1.359.030 | 1.356.606 | 2.424 | 1.328.299 |
| | 20 | 30 | 01 | | | Reclama si publicitate | | 6.000 | 6.000 | 4.047 | 4.047 | 4.047 | | 4.047 |
| | 20 | 30 | 03 | | | Prime de asigurare non-viata | | 13.500 | 13.500 | 7.393 | 7.393 | 7.393 | | 7.393 |
| | 20 | 30 | 04 | | | Chirii | | 81.000 | 76.900 | 66.738 | 66.738 | 64.314 | 2.424 | 64.429 |
| | 20 | 30 | 09 | | | Executarea silita a creantelor bugetare | | | 11.800 | 11.734 | 11.734 | 11.734 | | 11.734 |
| | 20 | 30 | 30 | | | Alte cheltuieli cu bunuri si servicii | | 1.185.000 | 1.311.500 | 1.269.118 | 1.269.118 | 1.269.118 | | 1.240.696 |
| | 59 | | | | | TITLUL XI ALTE CHELTUIELI | | 160.000 | 160.000 | 135.846 | 135.846 | 135.846 | | 135.846 |
| | 59 | 01 | | | | Burse | | 160.000 | 160.000 | 135.846 | 135.846 | 135.846 | | 135.846 |
| | 70 | | | | | CHELTUIELI DE CAPITAL | | 274.000 | 6.055.480 | 2.786.169 | 2.786.169 | 2.786.169 | | 698.331 |
| | 71 | | | | | TITLUL XIII ACTIVE NEFINANCIARE | | 274.000 | 6.055.480 | 2.786.169 | 2.786.169 | 2.786.169 | | 698.331 |
| | 71 | 01 | | | | Active fixe | | 274.000 | 6.040.380 | 2.771.079 | 2.771.079 | 2.771.079 | | 698.331 |
| | 71 | 01 | 01 | | | Constructii | | 63.000 | 3.598.480 | 2.305.473 | 2.305.473 | 2.305.473 | | 300.378 |
| | 71 | 01 | 02 | | | Masini, echipamente si mijloace de transport | | 211.000 | 2.378.000 | 404.570 | 404.570 | 404.570 | | 361.355 |
| | 71 | 01 | 03 | | | Mobilier, aparatura biroica si alte active corporale | | | | | | | | 6.150 |
| | 71 | 01 | 30 | | | Alte active fixe (inclusiv reparatii capitale) | | | 63.900 | 61.036 | 61.036 | 61.036 | | 30.448 |
| | 71 | 03 | | | | Reparatii capitale aferente activelor fixe | | | 15.100 | 15.090 | 15.090 | 15.090 | | |




| Capi- tol | Sub- capi- tol | Pa- ra- graf | Cru- pa / Titlu | Ar- ti- col | Ali- ne- at | Denumire indicator | Credite de angajament | Credite bugetare | | Angajamente bugetare | Angajamente legale | Plati efectuate | Angajamente legale de platit | Cheltuieli efective |
|--------------|----------------------|--------------------|-----------------------|-------------------|-------------------|--|--------------------------|------------------|------------|-------------------------|-----------------------|--------------------|------------------------------------|------------------------|
| | | | | | | | | initiale | definitive | | | | | |
| A | | | | | | B | 1 | 2 | 3 | 4 | 5 | 6 | 7=5-6 | 8 |
| | | | 84 | | | PLATI EFECTUATE IN ANII PRECEDENTI SI RECUPERATE IN ANUL CURENT | | | | | | | | |
| | | | 85 | | | Titlul XIX PLATI EFECTUATE IN ANII PRECEDENTI SI RECUPERATE IN ANUL CURENT | | | | | | | | |
| | | | 85 | 01 | | Plati efectuate in anii precedenti si recuperate in anul curent | | | | -2.535 | -2.535 | -2.535 | -2.535 | |
| | | | 85 | 01 | 01 | Plati efectuate in anii precedenti si recuperate in anul curent (SF) | | | | -2.535 | -2.535 | -2.535 | -2.535 | |
| 6510 | | | | | | INVATAMANT | | 976.950 | 1.001.950 | 547.962 | 547.962 | 547.962 | 547.962 | 504.782 |
| | | | 01 | | | CHELTUIELI CURENTE | | 976.950 | 1.001.950 | 547.962 | 547.962 | 547.962 | 547.962 | 495.229 |
| | | | 20 | | | TITLUL II BUNURI SI SERVICII | | 976.950 | 1.001.950 | 547.962 | 547.962 | 547.962 | 547.962 | 495.229 |
| | | | 20 | 01 | | Bunuri si servicii | | 129.000 | 128.500 | 27.543 | 27.543 | 27.543 | 27.543 | 27.543 |
| | | | 20 | 01 | 01 | Furnituri de birou | | 10.000 | 10.000 | 881 | 881 | 881 | 881 | 881 |
| | | | 20 | 01 | 02 | Materiale pentru curatenie | | 12.000 | 12.000 | | | | | |
| | | | 20 | 01 | 03 | Incalzit, iluminat si forta motrica | | 29.000 | 27.000 | 11.913 | 11.913 | 11.913 | 11.913 | 11.913 |
| | | | 20 | 01 | 04 | Apa, canal si salubritate | | 9.000 | 9.000 | 437 | 437 | 437 | 437 | 437 |
| | | | 20 | 01 | 05 | Carburanti si lubrifianti | | 14.500 | 14.500 | 859 | 859 | 859 | 859 | 859 |
| | | | 20 | 01 | 06 | Piese de schimb | | 8.000 | 8.000 | 2.137 | 2.137 | 2.137 | 2.137 | 2.137 |
| | | | 20 | 01 | 07 | Transport | | 5.000 | 5.000 | | | | | |
| | | | 20 | 01 | 08 | Posta, telecomunicatii, radio, tv, internet | | 5.000 | 5.000 | | | | | |
| | | | 20 | 01 | 09 | Materiale si prestari de servicii cu caracter functional | | | | | | | | |
| | | | 20 | 01 | 30 | Alte bunuri si servicii pentru intretinere si functionare | | 13.000 | 13.000 | 1.410 | 1.410 | 1.410 | 1.410 | 1.410 |
| | | | | | | | 23.500 | 25.000 | 9.906 | 9.906 | 9.906 | 9.906 | 9.906 | 9.906 |




| Capi- tol | Sub- capi- tol | Pa- tra- graf | Cru- pa / Titlu | Ar- ti- col | Ali- ne- at | Denumire indicator | Credite de angajament | Credite bugetare | | Angajamente bugetare | Angajamente legale | Plati efectuate | Angajamente legale de platit | Cheltuieli efective | |
|--------------|----------------------|---------------------|-----------------------|-------------------|-------------------|---|--------------------------|------------------|----------|-------------------------|-----------------------|--------------------|------------------------------------|------------------------|--|
| | | | | | | | | 2 | 3 | | | | | | |
| B | | | | | | | 1 | 2 | 3 | 4 | 5 | 6 | 7=5-6 | 8 | |
| | | | | | | | A | | | | | | | | |
| | 20 | 02 | | | | Reparatii curente | | 109.800 | 78.240 | 2.517 | 2.517 | 2.517 | 7=5-6 | 8 | |
| | 20 | 03 | | | | Hrana | | 590.210 | 614.770 | 420.057 | 420.057 | 420.057 | | 2.518 | |
| | 20 | 03 | 01 | | | Hrana pentru oameni | | 590.210 | 614.770 | 420.057 | 420.057 | 420.057 | | 416.743 | |
| | 20 | 04 | | | | Medicamente si materiale sanitare | | 1.500 | 1.500 | | | | | 416.743 | |
| | 20 | 04 | 01 | | | Medicamente | | 500 | 500 | | | | | | |
| | 20 | 04 | 02 | | | Materiale sanitare | | 500 | 500 | | | | | | |
| | 20 | 04 | 04 | | | Dezinfectanti | | 500 | 500 | | | | | | |
| | 20 | 05 | | | | Bunuri de natura obiectelor de inventar | | 40.940 | 76.440 | 53.512 | 53.512 | 53.512 | | 4.103 | |
| | 20 | 05 | 01 | | | Uniforme si echipament | | 3.500 | 3.500 | | | | | | |
| | 20 | 05 | 30 | | | Alte obiecte de inventar | | 37.440 | 72.940 | 53.512 | 53.512 | 53.512 | | 4.103 | |
| | 20 | 06 | | | | Deplasari, detasari, transferari | | 4.000 | 6.000 | 1.712 | 1.712 | 1.712 | | 1.712 | |
| | 20 | 06 | 01 | | | Deplasari interne, detasari, transferari | | 4.000 | 6.000 | 1.712 | 1.712 | 1.712 | | 1.712 | |
| | 20 | 11 | | | | Carti, publicatii si materiale documentare | | 3.000 | 4.000 | 662 | 662 | 662 | | 662 | |
| | 20 | 12 | | | | Consultanta si expertiza | | 6.500 | 6.500 | 1.500 | 1.500 | 1.500 | | 1.500 | |
| | 20 | 13 | | | | Pregatire profesionala | | 8.000 | 8.000 | 650 | 650 | 650 | | 650 | |
| | 20 | 14 | | | | Protectia muncii | | 2.000 | 2.000 | | | | | | |
| | 20 | 30 | | | | Alte cheltuieli | | 82.000 | 76.000 | 39.809 | 39.809 | 39.809 | | 39.798 | |
| | 20 | 30 | 30 | | | Alte cheltuieli cu bunuri si servicii | | 82.000 | 76.000 | 39.809 | 39.809 | 39.809 | | 39.798 | |
| | 70 | | | | | CHELTUIELI DE CAPITAL | | | | | | | | | |
| | 71 | | | | | TITLUL XIII ACTIVE NEFINANCIARE | | | | | | | | | |
| | 71 | 01 | | | | Active fixe | | | | | | | | 9.553 | |
| | 71 | 01 | 02 | | | Masini, echipamente si mijloace de transport | | | | | | | | 9.553 | |
| | 71 | 01 | 03 | | | Mobilier, aparatura birou si alte active corporale | | | | | | | | 413 | |
| | | | | | | | | | | | | | | 6.150 | |




| Capi- tol | Sub- capi- tol | Pa- ra- graf | Gru- pa / Titlu | Ar- ti- col | Ali- ne- at | Denumire indicator | Credite de angajament | Credite bugetare | | Angajamente bugetare | Angajamente legale | Plati efectuate | Angajamente legale de platit | Cheltuieli efective | |
|--------------|----------------------|--------------------|-----------------------|-------------------|-------------------|--|--------------------------|------------------|------------|-------------------------|-----------------------|--------------------|------------------------------------|------------------------|--|
| | | | | | | | | initiale | definitive | | | | | | |
| A | | | | | | B | 1 | 2 | 3 | 4 | 5 | 6 | 7-5-6 | 8 | |
| 6610 | | | 71 | 01 | 30 | Alte active fixe (inclusiv reparatii capitale) | | | | | | | | | |
| | | | 01 | | | SANATATE | | 12.819.940 | 16.794.440 | 14.129.200 | 14.129.200 | 14.057.318 | 71.882 | 2.990 | |
| | | | 10 | | | CHELTUIELI CURENTE | | 12.608.940 | 14.416.440 | 13.724.630 | 13.724.630 | 13.652.748 | 71.882 | 14.115.278 | |
| | | | 10 | 01 | | TITLUL I CHELTUIELI DE PERSONAL | | 8.000.000 | 9.390.000 | 9.230.398 | 9.230.398 | 9.230.398 | | 13.780.616 | |
| | | | 10 | 01 | 01 | Cheltuieli salariale in bani | | 6.082.000 | 7.150.770 | 7.075.703 | 7.075.703 | 7.075.703 | | 9.441.403 | |
| | | | 10 | 01 | 01 | Salarii de baza | | 4.506.000 | 5.355.190 | 5.284.918 | 5.284.918 | 5.284.918 | | 7.222.120 | |
| | | | 10 | 01 | 05 | Sporuri pentru conditii de munca | | 640.000 | 824.860 | 822.858 | 822.858 | 822.858 | | 5.451.386 | |
| | | | 10 | 01 | 06 | Alte sporuri | | 116.000 | 116.720 | 114.747 | 114.747 | 114.747 | | 779.860 | |
| | | | 10 | 01 | 30 | Alte drepturi salariale in bani | | 820.000 | 854.000 | 853.180 | 853.180 | 853.180 | | 117.837 | |
| | | | 10 | 02 | | Cheltuieli salariale in natura | | 552.000 | 559.750 | 520.228 | 520.228 | 520.228 | | 873.037 | |
| | | | 10 | 02 | 01 | Tichete de masa | | 552.000 | 559.750 | 520.228 | 520.228 | 520.228 | | 521.680 | |
| | | | 10 | 03 | | Contributii | | 1.366.000 | 1.679.480 | 1.634.467 | 1.634.467 | 1.634.467 | | 521.680 | |
| | | | 10 | 03 | 01 | Contributii de asigurari sociale de stat | | 980.000 | 1.175.800 | 1.148.545 | 1.148.545 | 1.148.545 | | 1.697.603 | |
| | | | 10 | 03 | 02 | Contributii de asigurari de somaj | | 36.000 | 36.000 | 34.780 | 34.780 | 34.780 | | 1.176.596 | |
| | | | 10 | 03 | 03 | Contributii de asigurari sociale de sanatate | | 314.000 | 370.500 | 367.936 | 367.936 | 367.936 | | 35.650 | |
| | | | 10 | 03 | 04 | Contributii de asigurari pentru accidente de munca si boli profesionale | | 20.000 | 20.200 | 19.901 | 19.901 | 19.901 | | 376.922 | |
| | | | 10 | 03 | 06 | Contributii pentru concedii si indemnizatii | | | | | | | | 20.386 | |
| | | | 20 | | | TITLUL II BUNURI SI SERVICII | | 16.000 | 76.980 | 63.305 | 63.305 | 63.305 | | 88.049 | |
| | | | 20 | 01 | | Bunuri si servicii | | 4.448.940 | 4.866.440 | 4.358.386 | 4.358.386 | 4.286.504 | 71.882 | 4.203.367 | |
| | | | 20 | 01 | 01 | Furnituri de birou | | 1.800.500 | 2.035.800 | 1.559.629 | 1.559.629 | 1.510.264 | 49.365 | 1.526.845 | |
| | | | 20 | 01 | 02 | Materiale pentru curatenie | | 53.000 | 68.000 | 67.572 | 67.572 | 58.735 | 8.837 | 64.078 | |
| | | | | | | | | 41.250 | 59.250 | 57.425 | 57.425 | 54.307 | 3.118 | 51.144 | |




| Capi- tot | Sub- capi- tot | Pa- ra- graf | Gru- pa / Titlu | Ar- ti- col | Ali- ne- at | Denumire indicator | Credite de angajament | Credite bugetare | | Angajamente bugetare | Angajamente legale | Plati efectuate | Angajamente legale de platit | Cheltuieli efective |
|--------------|----------------------|--------------------|-----------------------|-------------------|-------------------|--|--------------------------|------------------|-----------|-------------------------|-----------------------|--------------------|------------------------------------|------------------------|
| | | | | | | | | 2 | 3 | | | | | |
| A | | | | | | | 1 | 2 | 3 | 4 | 5 | 6 | 7=5-6 | 8 |
| B | | | | | | | 1 | 2 | 3 | 4 | 5 | 6 | 7=5-6 | 8 |
| 20 | 01 | 03 | | | | Incalzit, iluminat si forta motrica | | 598.000 | 781.300 | 437.151 | 437.151 | 436.676 | 475 | 436.586 |
| 20 | 01 | 04 | | | | Apa, canal si salubritate | | 218.000 | 318.000 | 203.549 | 203.549 | 196.481 | 7.068 | 203.638 |
| 20 | 01 | 05 | | | | Carburanti si lubrifianti | | 26.000 | 26.000 | 19.217 | 19.217 | 17.895 | 1.322 | 17.247 |
| 20 | 01 | 06 | | | | Piese de schimb | | 31.000 | 31.000 | 31.000 | 31.000 | 30.568 | 432 | 32.616 |
| 20 | 01 | 07 | | | | Transport | | 31.000 | 31.000 | 22.466 | 22.466 | 20.164 | 2.302 | 22.466 |
| 20 | 01 | 08 | | | | Posta, telecomunicatii, radio, tv, internet | | 47.000 | 47.010 | 47.009 | 47.009 | 47.009 | | 46.128 |
| 20 | 01 | 09 | | | | Materiale si prestari de servicii cu caracter functional | | 420.000 | 339.000 | 339.000 | 339.000 | 319.686 | 19.314 | 349.592 |
| 20 | 01 | 30 | | | | Alte bunuri si servicii pentru intretinere si functionare | | 335.250 | 335.240 | 335.240 | 335.240 | 328.743 | 6.497 | 303.350 |
| 20 | 02 | | | | | Reparatii curente | | 400.000 | 400.000 | 397.266 | 397.266 | 397.266 | | 396.929 |
| 20 | 03 | | | | | Hrana | | 310.000 | 323.000 | 323.000 | 323.000 | 313.003 | 9.997 | 317.051 |
| 20 | 03 | 01 | | | | Hrana pentru oameni | | 310.000 | 323.000 | 323.000 | 323.000 | 313.003 | 9.997 | 317.051 |
| 20 | 04 | | | | | Medicamente si materiale sanitare | | 1.741.000 | 1.781.200 | 1.781.199 | 1.781.199 | 1.775.241 | 5.958 | 1.732.786 |
| 20 | 04 | 01 | | | | Medicamente | | 1.010.000 | 987.150 | 987.150 | 987.150 | 982.405 | 4.745 | 931.218 |
| 20 | 04 | 02 | | | | Materiale sanitare | | 381.000 | 404.050 | 404.049 | 404.049 | 404.049 | | 412.688 |
| 20 | 04 | 03 | | | | Reactivi | | 350.000 | 390.000 | 390.000 | 390.000 | 388.787 | 1.213 | 388.880 |
| 20 | 05 | | | | | Bunuri de natura obiectelor de inventar | | 79.250 | 155.550 | 155.550 | 155.550 | 152.912 | 2.638 | 90.323 |
| 20 | 05 | 30 | | | | Alte obiecte de inventar | | 79.250 | 155.550 | 155.550 | 155.550 | 152.912 | 2.638 | 90.323 |
| 20 | 12 | | | | | Consultanta si expertiza | | 60.000 | 105.000 | 104.620 | 104.620 | 104.620 | | 104.620 |
| 20 | 13 | | | | | Pregatire profesionala | | 14.190 | 14.190 | 4.565 | 4.565 | 4.565 | | 4.565 |
| 20 | 14 | | | | | Protectia muncii | | 12.000 | 12.000 | 8.750 | 8.750 | 7.250 | 1.500 | 8.750 |
| 20 | 30 | | | | | Alte cheltuieli | | 32.000 | 39.700 | 23.807 | 23.807 | 21.383 | 2.424 | 21.498 |
| 20 | 30 | 03 | | | | Prime de asigurare non-viata | | 11.000 | 11.000 | 5.335 | 5.335 | 5.335 | | 5.335 |
| 20 | 30 | 04 | | | | Chirii | | 21.000 | 16.900 | 6.738 | 6.738 | 4.314 | 2.424 | 4.429 |




| Capi- tol | Sub- capi- tol | Pa- ra- graf | Gru- pa / Titlu | Ar- ti- col | Al- ne- at | Denumire indicator | Credite de angajament | Credite bugetare | | Angajamente legale | Plati efectuate | Angajamente legale de platit | Cheltuieli efective | |
|--------------|----------------------|--------------------|-----------------------|-------------------|------------------|---|--------------------------|------------------|------------|-----------------------|--------------------|------------------------------------|------------------------|-----------|
| | | | | | | | | initiale | definitive | | | | | |
| A | | | | | | B | 1 | 2 | 3 | 4 | 5 | 6 | 7-5-6 | 8 |
| | | | 20 | 30 | 09 | Executarea silita a creantelor bugetare | | | | | | | | |
| | | | 59 | | | TITLUL XI ALTE CHELTUIELI | | 11.800 | 11.734 | 11.734 | 11.734 | 11.734 | 11.734 | 11.734 |
| | | | 59 | 01 | | Burse | | 160.000 | 135.846 | 135.846 | 135.846 | 135.846 | 135.846 | 135.846 |
| | | | 70 | | | CHELTUIELI DE CAPITAL | | 160.000 | 135.846 | 135.846 | 135.846 | 135.846 | 135.846 | 135.846 |
| | | | 71 | | | TITLUL XIII ACTIVE NEFINANCIARE | | 2.378.000 | 404.570 | 404.570 | 404.570 | 404.570 | 404.570 | 404.570 |
| | | | 71 | 01 | | Active fixe | | 2.378.000 | 404.570 | 404.570 | 404.570 | 404.570 | 404.570 | 404.570 |
| | | | 71 | 01 | 02 | Masini, echipamente si mijloace de transport | | 2.378.000 | 404.570 | 404.570 | 404.570 | 404.570 | 404.570 | 404.570 |
| 6710 | | | 01 | | | CULTURA, RECREERE SI RELIGIE | | 211.000 | 2.378.000 | 404.570 | 404.570 | 404.570 | 404.570 | 404.570 |
| | | | 10 | | | CHELTUIELI CURENTE | | 1.716.000 | 1.837.000 | 1.818.091 | 1.818.091 | 1.818.091 | 1.818.091 | 1.794.218 |
| | | | 10 | | | TITLUL I CHELTUIELI DE PERSONAL | | 1.716.000 | 1.837.000 | 1.819.561 | 1.819.561 | 1.819.561 | 1.819.561 | 1.767.938 |
| | | | 10 | 01 | | Cheltuieli salariale in bani | | 487.000 | 487.000 | 471.047 | 471.047 | 471.047 | 471.047 | 475.258 |
| | | | 10 | 01 | 01 | Salarii de baza | | 396.000 | 395.000 | 383.331 | 383.331 | 383.331 | 383.331 | 387.628 |
| | | | 10 | 01 | 10 | Fond pentru posturi ocupate prin cumul | | 359.000 | 360.000 | 358.737 | 358.737 | 358.737 | 358.737 | 363.305 |
| | | | 10 | 01 | 13 | Indemnizatii de delegare | | 22.000 | 25.000 | 22.593 | 22.593 | 22.593 | 22.593 | 22.060 |
| | | | 10 | 01 | 30 | Alte drepturi salariale in bani | | 3.000 | | | | | | |
| | | | 10 | 03 | | Contributii | | 12.000 | 10.000 | 2.001 | 2.001 | 2.001 | 2.001 | 2.263 |
| | | | 10 | 03 | 01 | Contributii de asigurari sociale de stat | | 91.000 | 92.000 | 87.716 | 87.716 | 87.716 | 87.716 | 87.630 |
| | | | 10 | 03 | 02 | Contributii de asigurari de somaj | | 62.100 | 62.100 | 60.992 | 60.992 | 60.992 | 60.992 | 61.586 |
| | | | 10 | 03 | 03 | Contributii de asigurari sociale de sanatate | | 2.000 | 2.000 | 1.916 | 1.916 | 1.916 | 1.916 | 1.938 |
| | | | 10 | 03 | 04 | Contributii de asigurari pentru accidente de munca si boli profesionale | | 20.400 | 20.400 | 19.933 | 19.933 | 19.933 | 19.933 | 20.156 |
| | | | 10 | 03 | 06 | Contributii pentru concedii si indemnizatii | | 700 | 700 | 648 | 648 | 648 | 648 | 655 |
| | | | | | | | | 5.800 | 6.800 | 4.227 | 4.227 | 4.227 | 4.227 | 3.295 |



| Capi- tol | Sub- cap- tol | Pa- ra- graf | Ar- ti- col | Ali- ne- at | Denumire indicator | Credite de angajament | Credite bugetare | | Angajamente legale | Plati efectuate | Angajamente legale de platit | Cheltuieli efective | |
|--------------|---------------------|--------------------|-------------------|-------------------|--|--------------------------|------------------|------------|-----------------------|--------------------|------------------------------------|------------------------|---|
| | | | | | | | initiale | definitive | | | | | |
| A | | | | | B | 1 | 2 | 3 | 4 | 5 | 6 | 7=5-6 | 8 |
| 20 | | | | | TITLUL II BUNURI SI SERVICII | | 1.229.000 | 1.350.000 | 1.348.514 | 1.348.514 | 1.348.514 | 1.292.680 | |
| 20 | 01 | | | | Bunuri si servicii | | 130.200 | 134.200 | 133.622 | 133.622 | 133.622 | 133.623 | |
| 20 | 01 | 01 | | | Furnituri de birou | | 2.300 | 2.300 | 2.258 | 2.258 | 2.258 | 2.258 | |
| 20 | 01 | 02 | | | Materiale pentru curatenie | | 2.300 | 2.300 | 2.298 | 2.298 | 2.298 | 2.299 | |
| 20 | 01 | 03 | | | Incalzit, iluminat si forta motrica | | 60.000 | 64.000 | 64.000 | 64.000 | 64.000 | 64.000 | |
| 20 | 01 | 04 | | | Apa, canal si salubritate | | 7.000 | 6.500 | 6.269 | 6.269 | 6.269 | 6.269 | |
| 20 | 01 | 05 | | | Carburanti si lubrifianti | | 7.200 | 7.200 | 7.200 | 7.200 | 7.200 | 7.200 | |
| 20 | 01 | 06 | | | Piese de schimb | | 500 | 500 | 475 | 475 | 475 | 475 | |
| 20 | 01 | 08 | | | Posta, telecomunicatii, radio, tv, internet | | 9.500 | 9.000 | 8.780 | 8.780 | 8.780 | 8.780 | |
| 20 | 01 | 09 | | | Materiale si prestari de servicii cu caracter functional | | 1.400 | 1.400 | 1.342 | 1.342 | 1.342 | 1.342 | |
| 20 | 01 | 30 | | | Alte bunuri si servicii pentru intretinere si functionare | | 40.000 | 41.000 | 41.000 | 41.000 | 41.000 | 41.000 | |
| 20 | 02 | | | | Reparatii curente | | 30.000 | 57.000 | 56.954 | 56.954 | 56.954 | 56.954 | |
| 20 | 05 | | | | Bunuri de natura obiectelor de inventar | | 50.000 | 19.000 | 19.000 | 19.000 | 19.000 | 108 | |
| 20 | 05 | 30 | | | Alte obiecte de inventar | | 50.000 | 19.000 | 19.000 | 19.000 | 19.000 | 108 | |
| 20 | 06 | | | | Deplasari, detasari, transferari | | 1.800 | 1.800 | 1.403 | 1.403 | 1.403 | 1.403 | |
| 20 | 06 | 01 | | | Deplasari interne, detasari, transferari | | 1.800 | 1.800 | 1.403 | 1.403 | 1.403 | 1.403 | |
| 20 | 11 | | | | Carti, publicatii si materiale documentare | | 10.000 | 10.000 | 9.997 | 9.997 | 9.997 | 1.465 | |
| 20 | 13 | | | | Pregatire profesionala | | 4.500 | 4.500 | 4.500 | 4.500 | 4.500 | 4.500 | |
| 20 | 30 | | | | Alte cheltuieli | | 1.002.500 | 1.123.500 | 1.123.038 | 1.123.038 | 1.123.038 | 1.094.627 | |
| 20 | 30 | 03 | | | Prime de asigurare non-viata | | 2.500 | 2.500 | 2.058 | 2.058 | 2.058 | 2.058 | |
| 20 | 30 | 04 | | | Chirii | | 60.000 | 60.000 | 60.000 | 60.000 | 60.000 | 60.000 | |
| 20 | 30 | 30 | | | Alte cheltuieli cu bunuri si servicii | | 940.000 | 1.061.000 | 1.060.980 | 1.060.980 | 1.060.980 | 1.032.569 | |




| Capi- tol | Sub- capi- tol | Pa- ra- graf | Gru- pa / Titlu | Ar- ti- col | Ali- ne- at | Denumire indicator | Credite de angajament | Credite bugetare | | Angajamente legale | Plati efectuate | Angajamente legale de platit | Cheltuieli efective |
|--------------|----------------------|--------------------|-----------------------|-------------------|-------------------|--|--------------------------|------------------|------------|-----------------------|--------------------|------------------------------------|------------------------|
| | | | | | | | | initiale | definitive | | | | |
| | | | | | | B | 1 | 2 | 3 | 5 | 6 | 7=5-6 | 8 |
| | | | | | | A | | | | | | | |
| | | | 70 | | | CHELTUIELI DE CAPITAL | | | | | | | 26.280 |
| | | | 71 | | | TITLUL XIII ACTIVE NEFINANCIARE | | | | | | | 26.280 |
| | | | 71 | 01 | | Active fixe | | | | | | | 26.280 |
| | | | 71 | 01 | 02 | Masini, echipamente si mijloace de transport | | | | | | | 26.280 |
| | | | 84 | | | PLATI EFECTUATE IN ANII PRECEDENTI SI RECUPERATE IN ANUL CURENT | | | | | | | 26.280 |
| | | | 85 | | | Titlul XIX PLATI EFECTUATE IN ANII PRECEDENTI SI RECUPERATE IN ANUL CURENT | | | | | | | |
| | | | 85 | 01 | | Plati efectuate in anii precedenti si recuperate in anul curent | | | | | | | |
| | | | 85 | 01 | 01 | Plati efectuate in anii precedenti si recuperate in anul curent (SF) | | | | | | | |
| 6810 | | | 01 | | | ASIGURARI SI ASISTENTA SOCIALA | | | | | | | 1.014.982 |
| | | | 10 | | | CHELTUIELI CURENTE | | 996.850 | 1.111.850 | 1.075.620 | 1.075.620 | | 987.524 |
| | | | 10 | | | TITLUL I CHELTUIELI DE PERSONAL | | 933.850 | 1.032.850 | 1.000.559 | 1.000.559 | | 468.722 |
| | | | 10 | 01 | | Cheltuieli salariale in bani | | 460.000 | 460.000 | 442.622 | 442.622 | | 382.040 |
| | | | 10 | 01 | 01 | Salarii de baza | | 375.030 | 374.030 | 359.649 | 359.649 | | 337.319 |
| | | | 10 | 01 | 01 | Sporuri pentru conditii de munca | | 330.050 | 326.050 | 317.018 | 317.018 | | 34.713 |
| | | | 10 | 01 | 05 | Alte drepturi salariale in bani | | 37.620 | 37.620 | 32.549 | 32.549 | | 10.008 |
| | | | 10 | 01 | 30 | Contributii | | 7.360 | 10.360 | 10.082 | 10.082 | | 86.682 |
| | | | 10 | 03 | 01 | Contributii de asigurari sociale de stat | | 84.970 | 85.970 | 82.973 | 82.973 | | 60.723 |
| | | | 10 | 03 | 02 | Contributii de asigurari de somaj | | 59.330 | 59.330 | 57.393 | 57.393 | | 1.910 |
| | | | 10 | 03 | 03 | Contributii de asigurari sociale de | | 1.900 | 1.900 | 1.803 | 1.803 | | |




Pag. 12 - lei-


| Capi- tol | Sub- capi- tol | Pa- ra- graf | Cru- pa / Titlu | Ar- ti- col | Ali- ne- at | Denumire indicator | Credite de angajament | Credite bugetare | | Angajamente legale | Plati efectuate | Angajamente legale de platit | Cheltuieli efective | |
|--------------|----------------------|--------------------|-----------------------|-------------------|-------------------|--|--------------------------|------------------|---------|-----------------------|--------------------|------------------------------------|------------------------|---|
| | | | | | | | | 2 | 3 | | | | | |
| A | | | | | | | 1 | 2 | 3 | 4 | 5 | 6 | 7=5-6 | 8 |
| | | | | | | B | | | | | | | | |
| | | | | | | sanatate | | 19.560 | 19.560 | 18.759 | 18.759 | 18.759 | 19.868 | |
| 10 | 03 | 04 | | | | Contributii de asigurari pentru accidente de munca si boli profesionale | | 930 | 930 | 882 | 882 | 882 | 933 | |
| 10 | 03 | 06 | | | | Contributii pentru concedii si indemnizatii | | 3.250 | 4.250 | 4.136 | 4.136 | 4.136 | 3.248 | |
| 20 | | | | | | TITLUL II BUNURI SI SERVICII | | 473.850 | 572.850 | 557.937 | 557.937 | 557.937 | 518.802 | |
| 20 | 01 | | | | | Bunuri si servicii | | 127.100 | 141.400 | 135.857 | 135.857 | 135.857 | 132.014 | |
| 20 | 01 | 01 | | | | Furnituri de birou | | 1.500 | 1.500 | 1.500 | 1.500 | 1.500 | 1.420 | |
| 20 | 01 | 02 | | | | Materiale pentru curatenie | | 5.900 | 8.300 | 8.297 | 8.297 | 8.297 | 8.477 | |
| 20 | 01 | 03 | | | | Incalziti, iluminat si forta motrica | | 60.000 | 64.000 | 59.877 | 59.877 | 59.877 | 59.877 | |
| 20 | 01 | 04 | | | | Apa, canal si salubritate | | 32.000 | 28.500 | 27.865 | 27.865 | 27.865 | 27.865 | |
| 20 | 01 | 05 | | | | Carburanti si lubrifianti | | 5.000 | 6.250 | 6.250 | 6.250 | 6.250 | 5.294 | |
| 20 | 01 | 06 | | | | Piese de schimb | | 1.000 | 1.000 | 998 | 998 | 998 | 700 | |
| 20 | 01 | 08 | | | | Posta, telecomunicatii, radio, tv, internet | | 4.500 | 5.600 | 5.164 | 5.164 | 5.164 | 5.164 | |
| 20 | 01 | 09 | | | | Materiale si prestari de servicii cu caracter functional | | 2.200 | 5.200 | 5.199 | 5.199 | 5.199 | 4.101 | |
| 20 | 01 | 30 | | | | Alte bunuri si servicii pentru intretinere si functionare | | 15.000 | 21.050 | 20.707 | 20.707 | 20.707 | 19.116 | |
| 20 | 02 | | | | | Reparatii curente | | 3.000 | 16.700 | 16.688 | 16.688 | 16.688 | 16.688 | |
| 20 | 03 | | | | | Hrana | | 155.350 | 188.510 | 182.181 | 182.181 | 182.181 | 189.068 | |
| 20 | 03 | 01 | | | | Hrana pentru oameni | | 155.350 | 188.510 | 182.181 | 182.181 | 182.181 | 189.068 | |
| 20 | 04 | | | | | Medicamente si materiale sanitare | | 25.000 | 25.000 | 24.997 | 24.997 | 24.997 | 25.390 | |
| 20 | 04 | 01 | | | | Medicamente | | 24.000 | 24.000 | 23.998 | 23.998 | 23.998 | 24.252 | |
| 20 | 04 | 02 | | | | Materiale sanitare | | 1.000 | 1.000 | 999 | 999 | 999 | 1.138 | |
| 20 | 05 | | | | | Bunuri de natura obiectelor de inventar | | 14.000 | 61.240 | 61.059 | 61.059 | 61.059 | 18.487 | |




| Capi- tol | Sub- capi- tol | Pa- ra- graf | Gru- pa / Titlu col | Ar- ti- col | Ali- ne- at | Denumire indicator | Credite de angajament | Credite bugetare | | Angajamente bugetare | Angajamente legale | Plati efectuate | Angajamente legale de platit | Cheltuieli efective |
|--------------|----------------------|--------------------|------------------------------|-------------------|-------------------|--|--------------------------|------------------|------------|-------------------------|-----------------------|--------------------|------------------------------------|------------------------|
| | | | | | | | | initiale | definitive | | | | | |
| A | | | | | | B | 1 | 2 | 3 | 4 | 5 | 6 | 7=5-6 | 8 |
| | | | 20 | 05 | 01 | Uniforme si echipament | | 4.000 | 10.400 | 10.262 | 10.262 | 10.262 | 10.262 | 8.365 |
| | | | 20 | 05 | 03 | Lenjerie si accesorii de pat | | | 18.290 | 18.266 | 18.266 | 18.266 | 18.266 | |
| | | | 20 | 05 | 30 | Alte obiecte de inventar | | 10.000 | 32.550 | 32.531 | 32.531 | 32.531 | 32.531 | 10.122 |
| | | | 20 | 06 | | Deplasari, detasari, transferari | | 20.000 | 15.000 | 14.930 | 14.930 | 14.930 | 14.930 | 14.930 |
| | | | 20 | 06 | 01 | Deplasari interne, detasari, transferari | | 20.000 | 15.000 | 14.930 | 14.930 | 14.930 | 14.930 | 14.930 |
| | | | 20 | 11 | | Carti, publicatii si materiale documentare | | 500 | 1.000 | 482 | 482 | 482 | 482 | 482 |
| | | | 20 | 13 | | Pregatire profesionala | | 5.900 | 5.500 | 5.500 | 5.500 | 5.500 | 5.500 | 5.500 |
| | | | 20 | 30 | | Alte cheltuieli | | 123.000 | 118.500 | 116.243 | 116.243 | 116.243 | 116.243 | 116.243 |
| | | | 20 | 30 | 30 | Alte cheltuieli cu bunuri si servicii | | 123.000 | 118.500 | 116.243 | 116.243 | 116.243 | 116.243 | 116.243 |
| | | | 70 | | | CHELTUIELI DE CAPITAL | | 63.000 | 79.000 | 76.126 | 76.126 | 76.126 | 76.126 | 27.458 |
| | | | 71 | | | TITLUL XIII ACTIVE NEFINANCIARE | | 63.000 | 79.000 | 76.126 | 76.126 | 76.126 | 76.126 | 27.458 |
| | | | 71 | 01 | | Active fixe | | 63.000 | 63.900 | 61.036 | 61.036 | 61.036 | 61.036 | 27.458 |
| | | | 71 | 01 | 01 | Constructii | | 63.000 | | | | | | |
| | | | 71 | 01 | 30 | Alte active fixe | | | | | | | | |
| | | | 71 | 03 | | (inclusiv reparatii capitale) | | | 63.900 | 61.036 | 61.036 | 61.036 | 61.036 | 27.458 |
| | | | | | | Reparatii capitale aferente activelor fixe | | | | | | | | |
| | | | 84 | | | PLATI EFECTUATE IN ANII PRECEDENTI SI RECUPERATE IN ANUL CURENT | | | 15.100 | 15.090 | 15.090 | 15.090 | 15.090 | |
| | | | 85 | | | Titlul XIX PLATI EFECTUATE IN ANII PRECEDENTI SI RECUPERATE IN ANUL CURENT | | | -1.065 | -1.065 | -1.065 | -1.065 | -1.065 | |
| | | | 85 | 01 | | Plati efectuate in anii precedenti si recuperate in anul curent | | | -1.065 | -1.065 | -1.065 | -1.065 | -1.065 | |
| | | | 85 | 01 | 01 | Plati efectuate in anii precedenti si | | | -1.065 | -1.065 | -1.065 | -1.065 | -1.065 | |



| Capi- tol | Sub- capi- tol | Pa- ra- graf | Cru- pa / Titlu | Ar- ti- col | Ali- ne- at | Denumire indicator | Credite de angajament | Credite bugetare | | Angajamente bugetare | Angajamente legale | Plati efectuate | Angajamente legale de platit | Cheltuieli efective |
|--------------|----------------------|--------------------|-----------------------|-------------------|-------------------|--|--------------------------|------------------|------------|-------------------------|-----------------------|--------------------|------------------------------------|------------------------|
| | | | | | | | | initiale | definitive | | | | | |
| A | | | | | | B | 1 | 2 | 3 | 4 | 5 | 6 | 7=5-6 | 8 |
| 7010 | | | | | | recuperate in anul curent (SF) | | | | | | | | |
| | 01 | | | | | LOCUINTE, SERVICII SI DEZVOLTARE | | 8.694.000 | 11.784.480 | -1.065 | 9.467.657 | -1.065 | 9.467.657 | 7.535.075 |
| | 10 | | | | | CHELTUIELI CURENTE | | 8.694.000 | 8.186.000 | 7.162.184 | 7.162.184 | 7.162.184 | 7.162.184 | 7.234.697 |
| | 10 | 01 | | | | TITLUL I CHELTUIELI DE PERSONAL | | 1.312.000 | 1.485.000 | 1.475.825 | 1.475.825 | 1.475.825 | 1.475.825 | 1.492.928 |
| | 10 | 01 | 01 | | | Cheltuieli salariale in bani | | 1.053.000 | 1.202.000 | 1.202.000 | 1.202.000 | 1.202.000 | 1.202.000 | 1.216.460 |
| | 10 | 01 | 06 | | | Salarii de baza | | 1.045.000 | 1.202.000 | 1.202.000 | 1.202.000 | 1.202.000 | 1.202.000 | 1.216.460 |
| | 10 | 01 | 06 | | | Alte sporuri | | 4.000 | | | | | | |
| | 10 | 01 | 13 | | | Indemnizatii de delegare | | 4.000 | | | | | | |
| | 10 | 03 | | | | Contributii | | 259.000 | 283.000 | 273.825 | 273.825 | 273.825 | 273.825 | 276.468 |
| | 10 | 03 | 01 | | | Contributii de asigurari sociale de stat | | 172.000 | 203.000 | 198.457 | 198.457 | 198.457 | 198.457 | 193.839 |
| | 10 | 03 | 02 | | | Contributii de asigurari de somaj | | 8.000 | 7.000 | 6.530 | 6.530 | 6.530 | 6.530 | 6.085 |
| | 10 | 03 | 03 | | | Contributii de asigurari sociale de sanatate | | 63.000 | 63.000 | 63.000 | 63.000 | 63.000 | 63.000 | 63.262 |
| | 10 | 03 | 04 | | | Contributii de asigurari pentru accidente de munca si boli profesionale | | 8.000 | 6.000 | 2.174 | 2.174 | 2.174 | 2.174 | 1.848 |
| | 10 | 03 | 06 | | | Contributii pentru concedii si indemnizatii | | 8.000 | 4.000 | 3.664 | 3.664 | 3.664 | 3.664 | 11.434 |
| | 20 | | | | | TITLUL II BUNURI SI SERVICII | | 7.382.000 | 6.701.000 | 5.686.359 | 5.686.359 | 5.686.359 | 5.686.359 | 5.741.769 |
| | 20 | 01 | | | | Bunuri si servicii | | 3.357.000 | 3.857.000 | 3.598.093 | 3.598.093 | 3.598.093 | 3.598.093 | 3.720.464 |
| | 20 | 01 | 01 | | | Furnituri de birou | | 8.000 | 8.000 | 7.957 | 7.957 | 7.957 | 7.957 | 7.957 |
| | 20 | 01 | 02 | | | Materiale pentru curatenie | | 8.000 | 8.000 | 6.526 | 6.526 | 6.526 | 6.526 | 6.104 |
| | 20 | 01 | 03 | | | Incalzit, iluminat si forta motrica | | 1.000.000 | 1.500.000 | 1.410.072 | 1.410.072 | 1.410.072 | 1.410.072 | 1.410.072 |
| | 20 | 01 | 04 | | | Apa, canal si salubritate | | 353.000 | 293.000 | 270.847 | 270.847 | 270.847 | 270.847 | 270.847 |
| | 20 | 01 | 05 | | | Carburanti si lubrifianti | | 120.000 | 60.000 | 59.640 | 59.640 | 59.640 | 59.640 | 80.500 |
| | 20 | 01 | 06 | | | Piese de schimb | | 40.000 | 40.000 | 28.435 | 28.435 | 28.435 | 28.435 | 28.814 |



| Capi- tol | Sub- capi- tol | Pa- ra- graf | Pa- rupa / Titlu | Ar- ti- col | Ali- ne- at | Denumire indicator | Credite de angajament | Credite bugetare | | Angajamente bugetare | Angajamente legale | Plati efectuate | Angajamente legale de platit | Cheltuieli efective |
|--------------|----------------------|--------------------|------------------------|-------------------|-------------------|--|--------------------------|------------------|------------|-------------------------|-----------------------|--------------------|------------------------------------|------------------------|
| | | | | | | | | initiale | definitive | | | | | |
| A | | | | | | B | 1 | 2 | 3 | 4 | 5 | 6 | 7=5-6 | 8 |
| | | | 20 | 01 | 08 | Posta, telecomunicatii, radio, tv, internet | | 28.000 | 28.000 | 21.239 | 21.239 | 21.239 | | 21.239 |
| | | | 20 | 01 | 09 | Materiale si prestari de servicii cu caracter functional | | 1.400.000 | 1.620.000 | 1.549.535 | 1.549.535 | 1.549.535 | | 1.549.535 |
| | | | 20 | 01 | 30 | Alte bunuri si servicii pentru intretinere si functionare | | 400.000 | 300.000 | 243.842 | 243.842 | 243.842 | | 243.842 |
| | | | 20 | 02 | | Reparatii curente | | 3.726.000 | 2.529.000 | 1.860.737 | 1.860.737 | 1.860.737 | | 1.860.737 |
| | | | 20 | 05 | | Bunuri de natura obiectelor de inventar | | 135.000 | 135.000 | 66.961 | 66.961 | 66.961 | | 66.961 |
| | | | 20 | 05 | 01 | Uniforme si echipament | | 15.000 | 15.000 | 6.854 | 6.854 | 6.854 | | 6.854 |
| | | | 20 | 05 | 03 | Lenjerie si accesorii de pat | | 120.000 | 120.000 | 60.107 | 60.107 | 60.107 | | 60.107 |
| | | | 20 | 05 | 30 | Alte obiecte de inventar | | 92.000 | 92.000 | 83.445 | 83.445 | 83.445 | | 83.445 |
| | | | 20 | 06 | | Deplasari, detasari, transferari | | 92.000 | 92.000 | 83.445 | 83.445 | 83.445 | | 83.445 |
| | | | 20 | 06 | 01 | Deplasari interne, detasari, transferari | | 26.000 | 26.000 | 20.990 | 20.990 | 20.990 | | 20.990 |
| | | | 20 | 13 | | Pregatire profesionala | | 46.000 | 62.000 | 56.133 | 56.133 | 56.133 | | 56.133 |
| | | | 20 | 30 | | Alte cheltuieli | | 6.000 | 6.000 | 4.047 | 4.047 | 4.047 | | 4.047 |
| | | | 20 | 30 | 01 | Reclama si publicitate | | 40.000 | 56.000 | 52.086 | 52.086 | 52.086 | | 52.086 |
| | | | 20 | 30 | 30 | Alte cheltuieli cu bunuri si servicii | | | 3.598.480 | 2.305.473 | 2.305.473 | 2.305.473 | | 2.305.473 |
| | | | 70 | | | CHELTUIELI DE CAPITAL | | | 3.598.480 | 2.305.473 | 2.305.473 | | 2.305.473 | |
| | | | 71 | | | TITLUL XIII ACTIVE NEFINANCIARE | | | 3.598.480 | 2.305.473 | 2.305.473 | | 2.305.473 | |
| | | | 71 | 01 | | Active fixe | | | 3.598.480 | 2.305.473 | 2.305.473 | | 2.305.473 | |
| | | | 71 | 01 | 01 | Constructii | | | 3.598.480 | 2.305.473 | 2.305.473 | | 2.305.473 | |



Conducatorul institutiei:


ADRIANA NEAMTU

Conducatorul compartimentului
financiar-contabil

CARMEN FURINIA RONA

*VER BCF
CASA JUDICIALA*


INSCRIERE




TOTAL JUDET

DETALIEREA CHELTUIELILOR
INSTITUTII PUBLICE FINANTATE DIN VENITURI PROPRII
SI SUBVENTII DIN BUGETUL LOCAL
SECTIUNEA DE FUNCTIONARE
31.12.2015


| Capi- tol | Sub- capi- tol | Pa- ra- graf | Gru- pa / Titlu | Ar- ti- col | Al- ne- at | Denumire indicator | Credite de angajament | Credite bugetare | | Angajamente bugetare | Angajamente legale | Plati efectuate | Angajamente legale de platit | Cheltuieli efective |
|--------------|----------------------|--------------------|-----------------------|-------------------|------------------|--|--------------------------|------------------|------------|-------------------------|-----------------------|--------------------|------------------------------------|------------------------|
| | | | | | | | | initiale | definitive | | | | | |
| A | | | | | | | | 2 | 3 | 4 | 5 | 6 | 7=5-6 | 8 |
| B | | | | | | | | 1 | 3 | 4 | 5 | 6 | 7=5-6 | 8 |
| 5010 | | | | | | TOTAL CHELTUIELI DIN VENITURI PROPRII | | | | | | | | |
| | | | | | | SI SUBVENTII | | 24.929.740 | 26.474.240 | 24.252.361 | 24.252.361 | 24.180.479 | 71.882 | 24.266.004 |
| | 01 | | | | | CHELTUIELI CURENTE | | 24.929.740 | 26.474.240 | 24.254.896 | 24.254.896 | 24.183.014 | 71.882 | 24.266.004 |
| | 10 | | | | | TITLUL I CHELTUIELI DE PERSONAL | | 10.259.000 | 11.822.000 | 11.619.892 | 11.619.892 | 11.619.892 | | 11.878.311 |
| | 10 | 01 | | | | Cheltuieli salariale in bani | | 7.906.030 | 9.121.800 | 9.020.683 | 9.020.683 | 9.020.683 | | 9.208.248 |
| | 10 | 01 | 01 | | | Salarii de baza | | 6.240.050 | 7.243.240 | 7.162.673 | 7.162.673 | 7.162.673 | | 7.368.470 |
| | 10 | 01 | 05 | | | Sporuri pentru conditiile de munca | | 677.620 | 862.480 | 855.407 | 855.407 | 855.407 | | 814.573 |
| | 10 | 01 | 06 | | | Alte sporuri | | 120.000 | 116.720 | 114.747 | 114.747 | 114.747 | | 117.837 |
| | 10 | 01 | 10 | | | Fond pentru posturi ocupate prin cumul | | 22.000 | 25.000 | 22.593 | 22.593 | 22.593 | | 22.060 |
| | 10 | 01 | 13 | | | Indemnizatii de delegare | | 7.000 | | | | | | |
| | 10 | 01 | 30 | | | Alte drepturi salariale in bani | | 839.360 | 874.360 | 865.263 | 865.263 | 865.263 | | 885.308 |
| | 10 | 02 | | | | Cheltuieli salariale in natura | | 552.000 | 559.750 | 520.228 | 520.228 | 520.228 | | 521.680 |
| | 10 | 02 | 01 | | | Tichete de masa | | 552.000 | 559.750 | 520.228 | 520.228 | 520.228 | | 521.680 |
| | 10 | 03 | | | | Contributii | | 1.800.970 | 2.140.450 | 2.078.981 | 2.078.981 | 2.078.981 | | 2.148.383 |
| | 10 | 03 | 01 | | | Contributii de asigurari sociale de stat | | 1.273.430 | 1.500.230 | 1.465.387 | 1.465.387 | 1.465.387 | | 1.492.744 |
| | 10 | 03 | 02 | | | Contributii de asigurari de somaj | | 47.900 | 46.900 | 45.029 | 45.029 | 45.029 | | 45.583 |
| | 10 | 03 | 03 | | | Contributii de asigurari sociale de sanatate | | 416.960 | 473.460 | 469.628 | 469.628 | 469.628 | | 480.208 |
| | 10 | 03 | 04 | | | Contributii de asigurari pentru accidente de munca si boli profesionale | | 29.630 | 27.830 | 23.605 | 23.605 | 23.605 | | 23.822 |
| | 10 | 03 | 06 | | | Contributii pentru concedii si indemnizatii | | 33.050 | 92.030 | 75.332 | 75.332 | 75.332 | | 106.026 |
| | 20 | | | | | TITLUL II BUNURI SI SERVICII | | 14.510.740 | 14.492.240 | 12.499.158 | 12.499.158 | 12.427.276 | 71.882 | 12.251.847 |
| | 20 | 01 | | | | Bunuri si servicii | | 5.543.800 | 6.296.900 | 5.454.744 | 5.454.744 | 5.405.379 | 49.365 | 5.540.489 |
| | 20 | 01 | 01 | | | Furnituri de birou | | 74.800 | 89.800 | 80.168 | 80.168 | 71.331 | 8.837 | 76.594 |




| Capi- tol | Sub- cap- tol | Pa- ra- graf | Ar- ti- col | Ali- ne- at | Denumire indicator | Credite de angajament | Credite bugetare | | Angajamente bugetare | Angajamente legale | Plati efectuate | Angajamente legale de platit | Cheltuieli efective |
|--------------|---------------------|--------------------|-------------------|-------------------|--|--------------------------|------------------|-----------|-------------------------|-----------------------|--------------------|------------------------------------|------------------------|
| | | | | | | | 2 | 3 | | | | | |
| A | | | | | B | 1 | 2 | 3 | 4 | 5 | 6 | 7-5-6 | 8 |
| | 20 | 01 | 02 | | Materiale pentru curatenie | | 69.450 | 89.850 | 74.546 | 74.546 | 71.428 | 3.118 | 68.024 |
| | 20 | 01 | 03 | | Incalzi, iluminat si forta motrica | | 1.747.000 | 2.436.300 | 1.983.013 | 1.983.013 | 1.982.538 | 475 | 1.982.448 |
| | 20 | 01 | 04 | | Apa, canal si salubritate | | 619.000 | 655.000 | 508.967 | 508.967 | 501.899 | 7.068 | 509.056 |
| | 20 | 01 | 05 | | Carburanti si lubrifianti | | 172.700 | 113.950 | 93.166 | 93.166 | 91.844 | 1.322 | 111.100 |
| | 20 | 01 | 06 | | Piese de schimb | | 80.500 | 80.500 | 63.045 | 63.045 | 62.613 | 432 | 64.742 |
| | 20 | 01 | 07 | | Transport | | 36.000 | 36.000 | 22.466 | 22.466 | 20.164 | 2.302 | 22.466 |
| | 20 | 01 | 08 | | Posta, telecomunicatii, radio, tv, internet | | 94.000 | 94.610 | 82.192 | 82.192 | 82.192 | | 81.311 |
| | 20 | 01 | 09 | | Materiale si prestari de servicii cu caracter functional | | 1.836.600 | 1.978.600 | 1.896.486 | 1.896.486 | 1.877.172 | 19.314 | 1.905.980 |
| | 20 | 01 | 30 | | Alte bunuri si servicii pentru intretinere si functionare | | 813.750 | 722.290 | 650.695 | 650.695 | 644.198 | 6.497 | 718.768 |
| | 20 | 02 | | | Reparatii curente | | 4.268.800 | 3.080.940 | 2.334.162 | 2.334.162 | 2.334.162 | | 2.333.826 |
| | 20 | 03 | | | Hrana | | 1.055.560 | 1.126.280 | 925.238 | 925.238 | 915.241 | 9.997 | 922.862 |
| | 20 | 03 | 01 | | Hrana pentru oameni | | 1.055.560 | 1.126.280 | 925.238 | 925.238 | 915.241 | 9.997 | 922.862 |
| | 20 | 04 | | | Medicamente si materiale sanitare | | 1.767.500 | 1.807.700 | 1.806.196 | 1.806.196 | 1.800.238 | 5.958 | 1.758.176 |
| | 20 | 04 | 01 | | Medicamente | | 1.034.500 | 1.011.650 | 1.011.148 | 1.011.148 | 1.006.403 | 4.745 | 955.470 |
| | 20 | 04 | 02 | | Materiale sanitare | | 382.500 | 405.550 | 405.048 | 405.048 | 405.048 | | 413.826 |
| | 20 | 04 | 03 | | Reactivi | | 350.000 | 390.000 | 390.000 | 390.000 | 388.787 | 1.213 | 388.880 |
| | 20 | 04 | 04 | | Dezinfectanti | | 500 | 500 | | | | | |
| | 20 | 05 | | | Bunuri de natura obiectelor de inventar | | 319.190 | 447.230 | 356.082 | 356.082 | 353.444 | 2.638 | 113.021 |
| | 20 | 05 | 01 | | Uniforme si echipament | | 22.500 | 28.900 | 17.116 | 17.116 | 17.116 | | 8.365 |
| | 20 | 05 | 03 | | Lenjerie si accesorii de pat | | 120.000 | 18.290 | 18.266 | 18.266 | 18.266 | | |
| | 20 | 05 | 30 | | Alte obiecte de inventar | | 176.690 | 400.040 | 320.700 | 320.700 | 318.062 | 2.638 | 104.656 |
| | 20 | 06 | | | Deplasari, detasari, transferari | | 117.800 | 114.800 | 101.490 | 101.490 | 101.490 | | 101.490 |
| | 20 | 06 | 01 | | Deplasari interne, detasari, transferari | | 117.800 | 114.800 | 101.490 | 101.490 | 101.490 | | 101.490 |




| Capi- tot | Sub- capit- ol | Pa- ra- graf | Gr- pa / Titlu col | Ar- ti- col | Al- ne- at | Denumire indicator | Credite de angajament | Credite bugetare | | Angajamente bugetare | Angajamente legale | Plati efectuate | Angajamente legale de plati | Cheltuieli efective |
|--------------|----------------------|--------------------|-----------------------------|-------------------|------------------|--|--------------------------|------------------|------------|-------------------------|-----------------------|--------------------|-----------------------------------|------------------------|
| | | | | | | | | initiale | definitive | | | | | |
| A | | | B | | | 1 | 2 | 3 | 4 | 5 | 6 | 7=5-6 | 8 | |
| | 20 | 11 | | | | Carti, publicatii si materiale documentare | | 13.500 | 15.000 | 11.141 | 11.141 | 11.141 | | 2.609 |
| | 20 | 12 | | | | Consultanta si expertiza | | 66.500 | 111.500 | 106.120 | 106.120 | 106.120 | | 106.120 |
| | 20 | 13 | | | | Pregatire profesionala | | 58.590 | 58.190 | 36.205 | 36.205 | 36.205 | | 36.205 |
| | 20 | 14 | | | | Protectia muncii | | 14.000 | 14.000 | 8.750 | 8.750 | 7.250 | 1.500 | 8.750 |
| | 20 | 30 | | | | Alte cheltuieli | | 1.285.500 | 1.419.700 | 1.359.030 | 1.359.030 | 1.356.606 | 2.424 | 1.328.299 |
| | 20 | 30 | 01 | | | Reclama si publicitate | | 6.000 | 6.000 | 4.047 | 4.047 | 4.047 | | 4.047 |
| | 20 | 30 | 03 | | | Prime de asigurare non-viata | | 13.500 | 13.500 | 7.393 | 7.393 | 7.393 | | 7.393 |
| | 20 | 30 | 04 | | | Chirii | | 81.000 | 76.900 | 66.738 | 66.738 | 64.314 | 2.424 | 64.429 |
| | 20 | 30 | 09 | | | Executarea silita a creantelor bugetare | | | 11.800 | 11.734 | 11.734 | 11.734 | | 11.734 |
| | 20 | 30 | 30 | | | Alte cheltuieli cu bunuri si servicii | | 1.185.000 | 1.311.500 | 1.269.118 | 1.269.118 | 1.269.118 | | 1.240.696 |
| | 59 | | | | | TITLUL XI ALTE CHELTUIELI | | 160.000 | 160.000 | 135.846 | 135.846 | 135.846 | | 135.846 |
| | 59 | 01 | | | | Burse | | 160.000 | 160.000 | 135.846 | 135.846 | 135.846 | | 135.846 |
| | 84 | | | | | PLATI EFECTUATE IN ANII PRECEDENTI SI RECUPERATE IN ANUL CURENT | | | | -2.535 | -2.535 | -2.535 | | |
| | 85 | | | | | Titlul XIX PLATI EFECTUATE IN ANII PRECEDENTI SI RECUPERATE IN ANUL CURENT | | | | -2.535 | -2.535 | -2.535 | | |
| | 85 | 01 | | | | Plati efectuate in anii precedenti si recuperate in anul curent | | | | -2.535 | -2.535 | -2.535 | | |
| | 85 | 01 | 01 | | | Plati efectuate in anii precedenti si recuperate in anul curent (SF) | | | | -2.535 | -2.535 | -2.535 | | |
| 6510 | 01 | | | | | INVATAMANT | | 976.950 | 1.001.950 | 547.962 | 547.962 | 547.962 | | 495.229 |
| | 20 | | | | | CHELTUIELI CURENTE | | 976.950 | 1.001.950 | 547.962 | 547.962 | 547.962 | | 495.229 |
| | 20 | 01 | | | | TITLUL II BUNURI SI SERVICII | | 976.950 | 1.001.950 | 547.962 | 547.962 | 547.962 | | 495.229 |
| | 20 | 01 | | | | Bunuri si servicii | | 129.000 | 128.500 | 27.543 | 27.543 | 27.543 | | 27.543 |







| Capi- tol | Sub- capi- tol | Pa- ra- graf | Gru- pa / Titlu | Ar- ti- col | Ali- ne- at | Denumire indicator | Credite de angajament | Credite bugetare | | Angajamente bugetare | Angajamente legale | Plati efectuate | Angajamente legale de platit | Cheltuieli efective |
|--------------|----------------------|--------------------|-----------------------|-------------------|-------------------|--|--------------------------|------------------|------------|-------------------------|-----------------------|--------------------|------------------------------------|------------------------|
| | | | | | | | | initiale | definitive | | | | | |
| A | | | | | | B | I | 2 | 3 | 4 | 5 | 6 | 7-5-6 | 8 |
| | | | | | | documentare | | 3.000 | 4.000 | 662 | 662 | 662 | | 662 |
| | 20 | 12 | | | | Consultanta si expertiza | | 6.500 | 6.500 | 1.500 | 1.500 | 1.500 | | 1.500 |
| | 20 | 13 | | | | Pregatire profesionala | | 8.000 | 8.000 | 650 | 650 | 650 | | 650 |
| | 20 | 14 | | | | Protectia muncii | | 2.000 | 2.000 | | | | | |
| | 20 | 30 | | | | Alte cheltuieli | | 82.000 | 76.000 | 39.809 | 39.809 | 39.809 | | 39.798 |
| | 20 | 30 | 30 | | | Alte cheltuieli cu bunuri si servicii | | 82.000 | 76.000 | 39.809 | 39.809 | 39.809 | | 39.798 |
| 6610 | 01 | | | | | SANATATE | | 12.608.940 | 14.416.440 | 13.724.630 | 13.724.630 | 13.652.748 | 71.882 | 13.780.616 |
| | 10 | | | | | CHELTUIELI CURENTE | | 12.608.940 | 14.416.440 | 13.724.630 | 13.724.630 | 13.652.748 | 71.882 | 13.780.616 |
| | 10 | 01 | | | | TITLUL I CHELTUIELI DE PERSONAL | | 8.000.000 | 9.390.000 | 9.230.398 | 9.230.398 | 9.230.398 | | 9.441.403 |
| | 10 | 01 | 01 | | | Cheltuieli salariale in bani | | 6.082.000 | 7.150.770 | 7.075.703 | 7.075.703 | 7.075.703 | | 7.222.120 |
| | 10 | 01 | 01 | 01 | | Salarii de baza | | 4.506.000 | 5.355.190 | 5.284.918 | 5.284.918 | 5.284.918 | | 5.451.386 |
| | 10 | 01 | 05 | | | Sporuri pentru conditii de munca | | 640.000 | 824.860 | 822.858 | 822.858 | 822.858 | | 779.860 |
| | 10 | 01 | 06 | | | Alte sporuri | | 116.000 | 116.720 | 114.747 | 114.747 | 114.747 | | 117.837 |
| | 10 | 01 | 30 | | | Alte drepturi salariale in bani | | 820.000 | 854.000 | 853.180 | 853.180 | 853.180 | | 873.037 |
| | 10 | 02 | | | | Cheltuieli salariale in natura | | 552.000 | 559.750 | 520.228 | 520.228 | 520.228 | | 521.680 |
| | 10 | 02 | 01 | | | Tichete de masa | | 552.000 | 559.750 | 520.228 | 520.228 | 520.228 | | 521.680 |
| | 10 | 03 | | | | Contributii | | 1.366.000 | 1.679.480 | 1.634.467 | 1.634.467 | 1.634.467 | | 1.697.603 |
| | 10 | 03 | 01 | | | Contributii de asigurari sociale de stat | | 980.000 | 1.175.800 | 1.148.545 | 1.148.545 | 1.148.545 | | 1.176.596 |
| | 10 | 03 | 02 | | | Contributii de asigurari de somaj | | 36.000 | 36.000 | 34.780 | 34.780 | 34.780 | | 35.650 |
| | 10 | 03 | 03 | | | Contributii de asigurari sociale de sanatate | | 314.000 | 370.500 | 367.936 | 367.936 | 367.936 | | 376.922 |
| | 10 | 03 | 04 | | | Contributii de asigurari pentru accidente de munca si boli profesionale | | 20.000 | 20.200 | 19.901 | 19.901 | 19.901 | | 20.386 |
| | 10 | 03 | 06 | | | Contributii pentru concedii si indemnizatii | | 16.000 | 76.980 | 63.305 | 63.305 | 63.305 | | 88.049 |




| Capi- tol | Sub- capi- tol | Pa- ra- graf | Gru- pa / Titlu | Ar- ti- col | Al- ne- at | Denumire indicator | Credite de angajament | Credite bugetare | | Angajamente bugetare | Angajamente legale | Plati efectuate | Angajamente legale de platit | Cheltuieli efective |
|--------------|----------------------|--------------------|-----------------------|-------------------|------------------|---|--------------------------|------------------|------------|-------------------------|-----------------------|--------------------|------------------------------------|------------------------|
| | | | | | | | | initiale | definitive | | | | | |
| A | | | | | | B | 1 | 2 | 3 | 4 | 5 | 6 | 7=5-6 | 8 |
| | | | | | | TITLUL II BUNURI SI SERVICII | | | | | | | | |
| | | | 20 | | | Bunuri si servicii | | 4.448.940 | 4.866.440 | 4.358.386 | 4.358.386 | 4.286.504 | 71.882 | 4.203.367 |
| | | | 20 | 01 | | Furnituri de birou | | 1.800.500 | 2.035.800 | 1.559.629 | 1.559.629 | 1.510.264 | 49.365 | 1.526.845 |
| | | | 20 | 01 | 01 | Materialc pentru curatenic | | 53.000 | 68.000 | 67.572 | 67.572 | 58.735 | 8.837 | 64.078 |
| | | | 20 | 01 | 02 | Incalzit, iluminat si forta motrica | | 41.250 | 59.250 | 57.425 | 57.425 | 54.307 | 3.118 | 51.144 |
| | | | 20 | 01 | 03 | Apa, canal si salabritate | | 598.000 | 781.300 | 437.151 | 437.151 | 436.676 | 475 | 436.586 |
| | | | 20 | 01 | 04 | Carburanti si lubrifianti | | 218.000 | 318.000 | 203.549 | 203.549 | 196.481 | 7.068 | 203.638 |
| | | | 20 | 01 | 05 | Piese de schimb | | 26.000 | 26.000 | 19.217 | 19.217 | 17.895 | 1.322 | 17.247 |
| | | | 20 | 01 | 06 | Transport | | 31.000 | 31.000 | 31.000 | 31.000 | 30.568 | 432 | 32.616 |
| | | | 20 | 01 | 07 | Posta, telecomunicatii, radio, tv, internet | | 31.000 | 31.000 | 22.466 | 22.466 | 20.164 | 2.302 | 22.466 |
| | | | 20 | 01 | 08 | Materialc si prestari de servicii cu caracter functional | | 47.000 | 47.010 | 47.009 | 47.009 | 47.009 | | 46.128 |
| | | | 20 | 01 | 09 | Alte bunuri si servicii pentru intretinere si functionare | | 420.000 | 339.000 | 339.000 | 339.000 | 319.686 | 19.314 | 349.592 |
| | | | 20 | 01 | 30 | Reparatii curente | | 335.250 | 335.240 | 335.240 | 335.240 | 328.743 | 6.497 | 303.350 |
| | | | 20 | 02 | | Hrana | | 400.000 | 400.000 | 397.266 | 397.266 | 397.266 | | 396.929 |
| | | | 20 | 03 | | Hrana pentru oameni | | 310.000 | 323.000 | 323.000 | 323.000 | 313.003 | 9.997 | 317.051 |
| | | | 20 | 03 | 01 | Medicamente si materiale sanitare | | 310.000 | 323.000 | 323.000 | 323.000 | 313.003 | 9.997 | 317.051 |
| | | | 20 | 04 | | Medicamente | | 1.741.000 | 1.781.200 | 1.781.199 | 1.781.199 | 1.775.241 | 5.958 | 1.732.786 |
| | | | 20 | 04 | 01 | Materialc sanitarc | | 1.010.000 | 987.150 | 987.150 | 987.150 | 982.405 | 4.745 | 931.218 |
| | | | 20 | 04 | 02 | Reactivi | | 381.000 | 404.050 | 404.049 | 404.049 | 404.049 | | 412.688 |
| | | | 20 | 04 | 03 | Bunuri de natura obiectelor de inventar | | 350.000 | 390.000 | 390.000 | 390.000 | 388.787 | 1.213 | 388.880 |
| | | | 20 | 05 | | Alte obiecte de inventar | | 79.250 | 155.550 | 155.550 | 155.550 | 152.912 | 2.638 | 90.323 |
| | | | 20 | 05 | 30 | Consultanta si expertiza | | 79.250 | 155.550 | 155.550 | 155.550 | 152.912 | 2.638 | 90.323 |
| | | | 20 | 12 | | Pregatire profesionala | | 60.000 | 105.000 | 104.620 | 104.620 | 104.620 | | 104.620 |
| | | | 20 | 13 | | | | 14.190 | 14.190 | 4.565 | 4.565 | 4.565 | | 4.565 |





| Capi- tol | Sub- capi- tol | Pa- ra- graf | Gru- pa / Titlu | Ar- ti- col | Ali- ne- at | Denumire indicator | Credite de angajament | Credite bugetare | | Angajamente bugetare | Angajamente legale | Plati efectuate | Angajamente legale de platit | Cheltuieli efective |
|--------------|----------------------|--------------------|-----------------------|-------------------|-------------------|--|--------------------------|------------------|------------|-------------------------|-----------------------|--------------------|------------------------------------|------------------------|
| | | | | | | | | initiale | definitive | | | | | |
| A | | | | | | B | 1 | 2 | 3 | 4 | 5 | 6 | 7=5-6 | 8 |
| | | | 20 | 14 | | Protectia muncii | | 12.000 | 12.000 | 8.750 | 8.750 | 7.250 | 1.500 | 8.750 |
| | | | 20 | 30 | | Alte cheltuieli | | 32.000 | 39.700 | 23.807 | 23.807 | 21.383 | 2.424 | 21.498 |
| | | | 20 | 30 | 03 | Prime de asigurare non-viata | | 11.000 | 11.000 | 5.335 | 5.335 | 5.335 | | 5.335 |
| | | | 20 | 30 | 04 | Chirii | | 21.000 | 16.900 | 6.738 | 6.738 | 4.314 | | 4.429 |
| | | | 20 | 30 | 09 | Executarea silita a creantelor bugetare | | 11.800 | 11.800 | 11.734 | 11.734 | 11.734 | | 11.734 |
| | | | 59 | | | TITLUL XI ALTE CHELTUIELI | | 160.000 | 160.000 | 135.846 | 135.846 | 135.846 | | 135.846 |
| | | | 59 | 01 | | Burse | | 160.000 | 160.000 | 135.846 | 135.846 | 135.846 | | 135.846 |
| 6710 | | | 01 | | | CULTURA, RECREERE SI RELIGIE | | 1.716.000 | 1.837.000 | 1.818.091 | 1.818.091 | 1.818.091 | | 1.767.938 |
| | | | 01 | | | CHELTUIELI CURENTE | | 1.716.000 | 1.837.000 | 1.819.561 | 1.819.561 | 1.819.561 | | 1.767.938 |
| | | | 10 | | | TITLUL I CHELTUIELI DE PERSONAL | | 487.000 | 487.000 | 471.047 | 471.047 | 471.047 | | 475.258 |
| | | | 10 | 01 | | Cheltuieli salariale in bani | | 396.000 | 395.000 | 383.331 | 383.331 | 383.331 | | 387.628 |
| | | | 10 | 01 | 01 | Salarii de baza | | 359.000 | 360.000 | 358.737 | 358.737 | 358.737 | | 363.305 |
| | | | 10 | 01 | 10 | Fond pentru posturi ocupate prin cumul | | 22.000 | 25.000 | 22.593 | 22.593 | 22.593 | | 22.060 |
| | | | 10 | 01 | 13 | Indemnitatii de delegare | | 3.000 | 3.000 | | | | | |
| | | | 10 | 01 | 30 | Alte drepturi salariale in bani | | 12.000 | 10.000 | 2.001 | 2.001 | 2.001 | | 2.263 |
| | | | 10 | 03 | | Contributii | | 91.000 | 92.000 | 87.716 | 87.716 | 87.716 | | 87.630 |
| | | | 10 | 03 | 01 | Contributii de asigurari sociale de stat | | 62.100 | 62.100 | 60.992 | 60.992 | 60.992 | | 61.586 |
| | | | 10 | 03 | 02 | Contributii de asigurari de somaj | | 2.000 | 2.000 | 1.916 | 1.916 | 1.916 | | 1.938 |
| | | | 10 | 03 | 03 | Contributii de asigurari sociale de sanatate | | 20.400 | 20.400 | 19.933 | 19.933 | 19.933 | | 20.156 |
| | | | 10 | 03 | 04 | Contributii de asigurari pentru accidente de munca si boli profesionale | | 700 | 700 | 648 | 648 | 648 | | 655 |
| | | | 10 | 03 | 06 | Contributii pentru concedii si indemnizatii | | 5.800 | 6.800 | 4.227 | 4.227 | 4.227 | | 3.295 |
| | | | 20 | | | TITLUL II BUNURI SI SERVICII | | 1.229.000 | 1.350.000 | 1.348.514 | 1.348.514 | 1.348.514 | | 1.292.680 |






| Capi- tol | Sub- capi- tol | Pa- ra- graf | Gru- pa / Titlu | At- ti- col | Ali- ne- at | Denumire indicator | Credite de angajament | Credite bugetare | | Angajamente bugetare | Angajamente legale | Plati efectuate | Angajamente legale de platit | Cheltuieli efective | |
|--------------|----------------------|--------------------|-----------------------|-------------------|-------------------|--|--------------------------|------------------|------------|-------------------------|-----------------------|--------------------|------------------------------------|------------------------|--|
| | | | | | | | | initiale | definitive | | | | | | |
| A | | | | | | B | 1 | 2 | 3 | 4 | 5 | 6 | 7-5-6 | 8 | |
| | | | | | | RECUPERATE IN ANUL CURENT | | | | | | | | | |
| | | | | | | Titlul XIX PLATI EFECTUATE IN ANII PRECEDENTI SI RECUPERATE IN ANUL CURENT | | | | | | | | | |
| | | | 85 | 01 | | Plati efectuate in anii precedenti si recuperate in anul curent | | | | | | | | | |
| | | | 85 | 01 | 01 | Plati efectuate in anii precedenti si recuperate in anul curent (SF) | | | | | | | | | |
| 6810 | | | 01 | | | ASIGURARI SI ASISTENTA SOCIALA | | | | | | | | | |
| | | | 10 | | | CHELTUIELI CURENTE | | 933.850 | 1.032.850 | 999.494 | 999.494 | 999.494 | 999.494 | 987.524 | |
| | | | 10 | | | TITLUL I CHELTUIELI DE PERSONAL | | 933.850 | 1.032.850 | 1.000.559 | 1.000.559 | 1.000.559 | 1.000.559 | 987.524 | |
| | | | 10 | 01 | | Cheltuieli salariale in bani | | 460.000 | 460.000 | 442.622 | 442.622 | 442.622 | 442.622 | 468.722 | |
| | | | 10 | 01 | 01 | Salarii de baza | | 375.030 | 374.030 | 359.649 | 359.649 | 359.649 | 359.649 | 382.040 | |
| | | | 10 | 01 | 05 | Sporuri pentru conditii de munca | | 330.050 | 326.050 | 317.018 | 317.018 | 317.018 | 317.018 | 337.319 | |
| | | | 10 | 01 | 30 | Alte drepturi salariale in bani | | 37.620 | 37.620 | 32.549 | 32.549 | 32.549 | 32.549 | 34.713 | |
| | | | 10 | 03 | | Contributii | | 7.360 | 10.360 | 10.082 | 10.082 | 10.082 | 10.082 | 10.008 | |
| | | | 10 | 03 | 01 | Contributii de asigurari sociale de stat | | 84.970 | 85.970 | 82.973 | 82.973 | 82.973 | 82.973 | 86.682 | |
| | | | 10 | 03 | 02 | Contributii de asigurari de somaj | | 59.330 | 59.330 | 57.393 | 57.393 | 57.393 | 57.393 | 60.723 | |
| | | | 10 | 03 | 03 | Contributii de asigurari sociale de sanatate | | 1.900 | 1.900 | 1.803 | 1.803 | 1.803 | 1.803 | 1.910 | |
| | | | 10 | 03 | 04 | Contributii de asigurari pentru accidente de munca si boli profesionale | | 19.560 | 19.560 | 18.759 | 18.759 | 18.759 | 18.759 | 19.868 | |
| | | | 10 | 03 | 06 | Contributii pentru concedii si indemnizatii | | 930 | 930 | 882 | 882 | 882 | 882 | 933 | |
| | | | 20 | | | TITLUL II BUNURI SI SERVICII | | 3.250 | 4.250 | 4.136 | 4.136 | 4.136 | 4.136 | 3.248 | |
| | | | | | | | | 473.850 | 572.850 | 557.937 | 557.937 | 557.937 | 557.937 | 518.802 | |






| Capi- tol | Sub- capi- tol | Pa- ra- graf | Gr- pa / Titlu | Ar- ti- col | Ali- ne- at | Denumire indicator | Credite de angajament | Credite bugetare | | Angajamente bugetare | Angajamente legale | Plati efectuate | Angajamente legale de platit | Cheltuieli efective |
|--------------|----------------------|--------------------|----------------------|-------------------|-------------------|--|--------------------------|------------------|-----------|-------------------------|-----------------------|--------------------|------------------------------------|------------------------|
| | | | | | | | | 2 | 3 | | | | | |
| A | | | | | | B | 1 | 2 | 3 | 4 | 5 | 6 | 7=5-6 | 8 |
| | | | | | | documentare | | 500 | 1.000 | 482 | 482 | 482 | 7=5-6 | 482 |
| | | 20 | 13 | | | Pregatire profesionala | | 5.900 | 5.500 | 5.500 | 5.500 | 5.500 | | 5.500 |
| | | 20 | 30 | | | Alte cheltuieli | | 123.000 | 118.500 | 116.243 | 116.243 | 116.243 | | 116.243 |
| | | 20 | 30 | 30 | | Alte cheltuieli cu bunuri si servicii | | 123.000 | 118.500 | 116.243 | 116.243 | 116.243 | | 116.243 |
| | | 84 | | | | PLATI EFECTUATE IN ANII PRECEDENTI SI RECUPERATE IN ANUL CURENT | | | | -1.065 | -1.065 | -1.065 | | -1.065 |
| | | 85 | | | | Titlul XIX PLATI EFECTUATE IN ANII PRECEDENTI SI RECUPERATE IN ANUL CURENT | | | | -1.065 | -1.065 | -1.065 | | -1.065 |
| | | 85 | 01 | | | Plati efectuate in anii precedenti si recuperate in anul curent | | | | -1.065 | -1.065 | -1.065 | | -1.065 |
| | | 85 | 01 | 01 | | Plati efectuate in anii precedenti si recuperate in anul curent (SF) | | | | -1.065 | -1.065 | -1.065 | | -1.065 |
| 7010 | | 01 | | | | LOCUINTE, SERVICII SI DEZVOLTARE CHELTUIELI CURENTE | | 8.694.000 | 8.186.000 | 7.162.184 | 7.162.184 | 7.162.184 | | 7.162.184 |
| | | 10 | | | | TITLUL I CHELTUIELI DE PERSONAL | | 8.694.000 | 8.186.000 | 7.162.184 | 7.162.184 | 7.162.184 | | 7.162.184 |
| | | 10 | 01 | | | Cheletuieli salariale in bani | | 1.312.000 | 1.485.000 | 1.475.825 | 1.475.825 | 1.475.825 | | 1.492.928 |
| | | 10 | 01 | 01 | | Salarii de baza | | 1.053.000 | 1.202.000 | 1.202.000 | 1.202.000 | 1.202.000 | | 1.216.460 |
| | | 10 | 01 | 06 | | Alte sporuri | | 1.045.000 | 1.202.000 | 1.202.000 | 1.202.000 | 1.202.000 | | 1.216.460 |
| | | 10 | 01 | 13 | | Indemnizatii de delegare | | 4.000 | | | | | | |
| | | 10 | 03 | | | Contributii | | 4.000 | | | | | | |
| | | 10 | 03 | 01 | | Contributii de asigurari sociale de stat | | 259.000 | 283.000 | 273.825 | 273.825 | 273.825 | | 276.468 |
| | | 10 | 03 | 02 | | Contributii de asigurari de somaj | | 172.000 | 203.000 | 198.457 | 198.457 | 198.457 | | 193.839 |
| | | 10 | 03 | 03 | | Contributii de asigurari sociale de sanatate | | 8.000 | 7.000 | 6.530 | 6.530 | 6.530 | | 6.085 |
| | | | | | | | | 63.000 | 63.000 | 63.000 | 63.000 | 63.000 | | 63.262 |



| Capi- tol | Sub- capi- tol | Pa- ra- graf | Gru- pa / Titlu | Ar- ti- col | Ali- ne- at | Denumire indicator | Credite de angajament | Credite bugetare | | Angajamente bugetare | Angajamente legale | Plati efectuate | Angajamente legale de platit | Cheltuieli efective |
|--------------|----------------------|--------------------|-----------------------|-------------------|-------------------|--|--------------------------|------------------|------------|-------------------------|-----------------------|--------------------|------------------------------------|------------------------|
| | | | | | | | | initiale | definitive | | | | | |
| A | | | | | | B | 1 | 2 | 3 | 4 | 5 | 6 | 7=5-6 | 8 |
| | 10 | 03 | 04 | | | Contributii de asigurari pentru | | 8.000 | 6.000 | 2.174 | 2.174 | 2.174 | 7=5-6 | 1.848 |
| | | | | | | accidente de munca si boli profesionale | | | | | | | | |
| | 10 | 03 | 06 | | | Contributii pentru concedii si indemnizatii | | 8.000 | 4.000 | 3.664 | 3.664 | 3.664 | | 11.434 |
| | 20 | | | | | TITLUL II BUNURI SI SERVICII | | 7.382.000 | 6.701.000 | 5.686.359 | 5.686.359 | 5.686.359 | | 5.741.769 |
| | 20 | 01 | | | | Bunuri si servicii | | 3.357.000 | 3.857.000 | 3.598.093 | 3.598.093 | 3.598.093 | | 3.720.464 |
| | 20 | 01 | 01 | | | Furnituri de birou | | 8.000 | 8.000 | 7.957 | 7.957 | 7.957 | | 7.957 |
| | 20 | 01 | 02 | | | Materiale pentru curatenie | | 8.000 | 8.000 | 6.526 | 6.526 | 6.526 | | 6.104 |
| | 20 | 01 | 03 | | | Incalzit, iluminat si forta motrica | | 1.000.000 | 1.500.000 | 1.410.072 | 1.410.072 | 1.410.072 | | 1.410.072 |
| | 20 | 01 | 04 | | | Apa, canal si salubritate | | 353.000 | 293.000 | 270.847 | 270.847 | 270.847 | | 270.847 |
| | 20 | 01 | 05 | | | Carburanti si lubrifianti | | 120.000 | 60.000 | 59.640 | 59.640 | 59.640 | | 80.500 |
| | 20 | 01 | 06 | | | Piese de schimb | | 40.000 | 40.000 | 28.435 | 28.435 | 28.435 | | 28.814 |
| | 20 | 01 | 08 | | | Posta, telecomunicatii, radio, tv, internet | | 28.000 | 28.000 | 21.239 | 21.239 | 21.239 | | 21.239 |
| | 20 | 01 | 09 | | | Materiale si prestari de servicii cu caracter functional | | 1.400.000 | 1.620.000 | 1.549.535 | 1.549.535 | 1.549.535 | | 1.549.535 |
| | 20 | 01 | 30 | | | Alte bunuri si servicii pentru intretinere si functionare | | 400.000 | 300.000 | 243.842 | 243.842 | 243.842 | | 343.396 |
| | 20 | 02 | | | | Reparatii curente | | 3.726.000 | 2.529.000 | 1.860.737 | 1.860.737 | 1.860.737 | | 1.860.737 |
| | 20 | 05 | | | | Bunuri de natura obiectelor de inventar | | 135.000 | 135.000 | 66.961 | 66.961 | 66.961 | | 66.961 |
| | 20 | 05 | 01 | | | Uniforme si echipament | | 15.000 | 15.000 | 6.854 | 6.854 | 6.854 | | 6.854 |
| | 20 | 05 | 03 | | | Lenjerie si accesorii de pat | | 120.000 | | | | | | |
| | 20 | 05 | 30 | | | Alte obiecte de inventar | | | 120.000 | 60.107 | 60.107 | 60.107 | | 60.107 |
| | 20 | 06 | | | | Deplasari, detasari, transferari | | 92.000 | 92.000 | 83.445 | 83.445 | 83.445 | | 83.445 |
| | 20 | 06 | 01 | | | Deplasari interne, detasari, transferari | | 92.000 | 92.000 | 83.445 | 83.445 | 83.445 | | 83.445 |
| | 20 | 13 | | | | Pregatire profesionala | | 26.000 | 26.000 | 20.990 | 20.990 | 20.990 | | 20.990 |



| Capi- tol | Sub- capi- tol | Pa- ra- graf | Cri- pa / Titlu | Ar- ti- col | Ali- ne- at | Denumire indicator | Credite de angajament | Credite bugetare | | | Angajamente legale | Plati efectuate | Angajamente legale de platit | Cheltuieli efective |
|--------------|----------------------|--------------------|-----------------------|-------------------|-------------------|--|--------------------------|------------------|------------|--------|-----------------------|--------------------|------------------------------------|------------------------|
| | | | | | | | | initiale | definitive | | | | | |
| A | | | | | | B | 1 | 2 | 3 | 4 | 5 | 6 | 7=5-6 | 8 |
| | 20 | 30 | | | | Alte cheltuieli | | 46.000 | 62.000 | 56.133 | 56.133 | 56.133 | | 56.133 |
| | 20 | 30 | 01 | | | Reclama si publicitate | | 6.000 | 6.000 | 4.047 | 4.047 | 4.047 | | 4.047 |
| | 20 | 30 | 30 | | | Alte cheltuieli cu bunuri si servicii excedent/deficit sect funct | | 40.000 | 56.000 | 52.086 | 52.086 | 52.086 | | 52.086 |
| 9910 96 | | | | | | | | | | | | 1.184.211 | | |

Conducatorul institutiei,

ALEXANDRU DANCIU




Conducatorul compartimentului
financiar-contabil

CARNEY SIMONA TORA

SEF BCF

CANA SIMONA

INOCENT



Situatia platilor efectuate si a sumelor declarate pentru cota-parte aferenta cheltuielilor finantate din FEN postaderare

31.12.2015

Pag.: 1 - lei -

| Cod indicator | Denumirea programului cu finantare UE | din care: | | Sume in curs de rambursare la rambursare aferente cheltuielilor efectuate in anul curent | Sume solicitate la rambursare aferenta cheltuielilor efectuate in anul curent | Sume solicitate la rambursare aferente cheltuielilor efectuate in anul curent aflate in curs de autorizare | Sume rambursate aferente cheltuielilor efectuate in anul curent | Sume neautorizate de management de management aferente cheltuielilor efectuate in anul curent | Prefinantare dedusa din sumele solicitate la rambursare aferente cheltuielilor efectuate in anul curent | Sume rezultate din nereguli aferente cheltuielilor efectuate in anul curent si ani precedenti | din care: | |
|---------------|--|---------------------------------------|---|--|---|--|---|---|---|---|--|--|
| | | Plati efectuate de la titlul 56 si 58 | Plati efectuate pentru cota-parte FEN (alineat02) | | | | | | | | Sume rezultate din nereguli deduse din sumele solicitate la rambursare aferente cheltuielilor efectuate in anul curent | Sume rezultate din nereguli deduse din sumele solicitate la rambursare aferente cheltuielilor efectuate in anul curent |
| 0 | A | 01 | 02 | 03 | 04 | 05 | 06 | 07 | 08 | 09 | 10 | |
| TOTAL JUDET | | | | | | | | | | | | |
| 10002 | Programs din Fondul Social European (FSE) (560 | 2.215.593 | 1.794.563 | 234.341 | 1.560.222 | 194.781 | 1.365.441 | | | | | |
| 10040 | Total (cod01 la 39.2) | 2.215.593 | 1.794.563 | 234.341 | 1.560.222 | 194.781 | 1.365.441 | | | | | |

Conducatorul institutiei


Primar

Adrian Alexandru Davale



Conducatorul compartimentului financiar-contabil

Intocmit
DOROBIA IZMABELCA



Situatia platilor efectuate
din fonduri externe nerambursabile (FEN) postaderare (titlul 56 si titlul 58) la data de
31.12.2015

| Denumirea sursei de finantare | Pag.: I - lei - | | | | | | | | | | |
|--|----------------------------|---------------------------|---|---|---|---|---|---|---|---|--|
| | Buget de stat (s 01- stat) | Buget local (s 02- local) | Bugetul asigurarilor sociale de stat (s 03- bass) | Bugetul asigurarilor pentru somaj (s 04- somaj) | Bugetul fondului national unic de asigurari sociale de sanatate (s05- sanatate) | Bugetul institutiilor publice si activitatilor finantate integral sau partial din venituri proprii (s10- local) | Bugetul institutiilor publice si activitatilor finantate externe nerambursabile (s08- stat+ asigurari+ local) | Bugetul creditelor externe (s06- stat+ local) | Bugetul creditelor interne (s07- stat+ local) | Bugetul institutiilor publice si activitatilor finantate integral sau partial din venituri proprii (s20- stat+ asigurari+ autonome) | Bugetul institutiilor publice si activitatilor finantate integral din venituri proprii (s10- stat+ autonome) |
| A | 01 | 02 | 03 | 04 | 05 | 06 | 07 | 08 | 09 | 10 | 11 |
| TOTAL JUDEȚ | | | | | | | | | | | |
| Total plati (titlul VIII cod56+ titlul X cod58) (rd.2+rd.11) | | 2.215.593 | | | | | | | | | |
| Total Plati (titlul VIII cod56) | | 2.215.593 | | | | | | | | | |
| Cheltuieli de personal (titlul I) | | 340.153 | | | | | | | | | |
| Bunuri si servicii (titlul II) | | 539.713 | | | | | | | | | |
| Subventii (titlul IV) | | 1.270.888 | | | | | | | | | |
| Active nefinanciare (titlul XIII) | | 64.839 | | | | | | | | | |

Conducatorul institutiei

Primar

Adrian Alexandru Savuta



Conducatorul compartimentului financiar- contabil

Județul Iasi

TOȘOR IZMIBELEA

[Handwritten signature]

